






# Q-CAP

QUICK REFERENCE

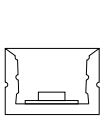
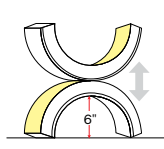
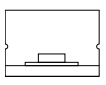
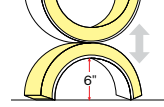

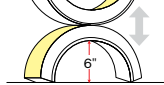


## Q-CAP QUICK REFERENCE

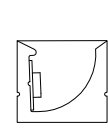
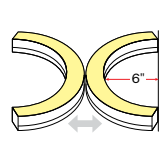

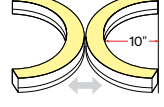

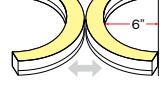

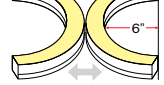
### FLEXIBLE ENCAPSULATED FIXTURES

							
Lumens/ft: Up to 662 at 6.0W/ft	Color Temperature: 2400K-4000K	CRI: Up to 99	Color: SW, SW-HE, DW-HE, SC, RGB, RGBW, RGBW-HE	Bending: Up/Down, Side, Helical	Field cuttable options	Options comply with Buy American	All Q-CAP products have Declare labels and are Red List Approved


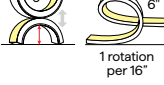

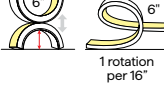
#### UP/DOWN BEND

	PROFILE	BEND RADIUS
<b>Q-CAP BOXA</b> Pair with ZALA for compound curves	 .72"W X .53"H	 6"
<b>Q-CAP LUME</b> 3-sided illumination	 .72"W X .53"H	 6"
<b>Q-CAP WAVE</b> 60% smaller than BOXA	 .38"W X .38"H	 6"



#### SIDE BEND

	PROFILE	BEND RADIUS
<b>Q-CAP KURV</b> Parabolic curve maximizes efficacy	 .72"W X .70"H	 6"
<b>Q-CAP KURV BLACK</b> Black housing and hardware	 .87"W X .72"H	 10"
<b>Q-CAP ZALA</b> Pair with BOXA for compound curves	 .72"W X .53"H	 6"
<b>Q-CAP WALA</b> 60% smaller than ZALA	 .38"W X .38"H	 6"

#### UP/DOWN AND HELICAL BEND

	PROFILE	BEND RADIUS
<b>Q-CAP WURM</b> Highest output and helical bend	 .61"W X .29"H	 6" 1 rotation per 16"
<b>Q-CAP NEXUS</b> Smallest helical bend and 60% smaller than WURM	 .38"W X .22"H	 6" 1 rotation per 16"

#### UP/DOWN AND SIDE BEND

	PROFILE	BEND RADIUS
<b>Q-CAP ANYBEND</b> Omni-directional and 60% smaller than KURV	 .38"W X .38"H	 9"

Diagrams not to scale

#### Diode Visibility

	
Encapsulated in Clear	Encapsulated in Translucent