Q-CAP ANYBEND™ STATIC WHITE

24VDC Flexible Fixtures



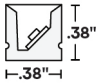

- Flexible encapsulated fixture
- Both up/down bend and side bend
- Interior and exterior rated (not including FC)
- Four different mounting options
- Utilize clear endcaps for continuous runs
- Available in a seamless configuration for a continuous line of light
- 60% smaller than QTL's KURV fixture
- Do not cut Non-Field Cuttable Q-CAP flexible fixtures

ORDERING PROCESS

(A) Specify Non-Field Cuttable Q-CAP

(B) (Optional) Specify field cuttable 4' piece - used to adjust total run length in the field (dry applications only)

A. NON-FIELD CUTTABLE Q-CAP

INFORMATION REQUIRED FOR LIGHTING SCHEDULE

A1	A2	A3	A4	A5	A6
PRODUCT	MOUNTING	RATED	CCT	WATTAGE	LENS

ADDITIONAL INFORMATION REQUIRED TO ORDER

A7	A8	A9	A10	A11	A12
WIRE INPUT/ OUTPUT	CONNECTOR/ WIRE IN	CONNECTOR/ WIRE OUT	END CAPS	LENGTH (IN)	EXACT/ OPTIMAL

Sample Part Number: **ANBD-SW-PPS-2-DRY-30-4.0-ENC/TL-P1A-BW-BW-N/A-48"-E**

A1 PRODUCT

ANBD-SW
ANBD-SW-USA

Select USA option for BA, BAA and BABA projects.

See last page for compatible power supplies.

A2 MOUNTING

PPS-2	PVC Clip
PPS-96	PVC Channel
PPS-LP-2	PVC Low Profile Clip
PPS-LP-96	PVC Low Profile Channel
WSC	White Snug Clip
BN-SB-SST-16'	16' BENDIT Side Stainless Steel Channel
BN-SB-SST-32'	32' BENDIT Side Stainless Steel Channel
BN-SB-WH-16'	16' BENDIT Side White Stainless Channel
BN-SB-WH-32'	32' BENDIT Side White Stainless Channel
BN-UD-SST-16'	16' BENDIT Up/Down Stainless Steel Channel
BN-UD-SST-32'	32' BENDIT Up/Down Stainless Steel Channel
BN-UD-WH-16'	16' BENDIT Up/Down White Stainless Channel
BN-UD-WH-32'	32' BENDIT Up/Down White Stainless Channel

White snug clip only for indirect cove use, not intended for hanging fixtures upside down.

A3 RATED

DRY	IP20
WET	IP67

A4 CCT

22	2200K
24	2400K
27	2700K
30	3000K
35	3500K
40	4000K

A5 WATTAGE

1.0	1.0W-SO
2.0	2.0W-HO
4.0	4.0W-VHO

SO: Standard Output
HO: High Output
VHO: Very High Output

A6 LENS

ENC/CL	Encapsulated in Clear
ENC/TL	Encapsulated in Translucent

For representation of LED visibility, see Diode Visibility section on following pages

A7 WIRE INPUT/OUTPUT

SINGLE (Input only)

S1A	End Feed
S1B	End Feed
S7A	Side Feed
S7B	Side Feed
S8A	Bottom Feed
S8B	Bottom Feed

PASS THROUGH (Input/Output)

P1A	End Feed
P1B	End Feed
P7A	Side Feed
P7B	Side Feed
P8A	Bottom Feed
P8B	Bottom Feed

A8 CONNECTOR/WIRE IN

BW	Bare Wire (Standard 24")
BRL	Barrel
CON6	Connector 6"
CON24	Connector 24"

BW: Standard length is 24", Max length is 120". Request custom length by writing in part number next to BW (example: BW48)

BW	Bare Wire (Standard 24")
BRL	Barrel
CON6	Connector 6"
CON24	Connector 24"

BW: Standard length is 24", Max length is 120". Request custom length by writing in part number next to BW (example: BW48)

A9 CONNECTOR/WIRE OUT

N/A	Closed End (No feed)

BW	Bare Wire (Standard 24")
BRL	Barrel
CON6	Connector 6"
CON24	Connector 24"

BW: Standard length is 24", Max length is 120". Request custom length by writing in part number next to BW (example: BW48)

A10 END CAPS

CL	Clear
WH	White

Single ▶

N/A	Not Applicable

Pass Through ▶

A11 LENGTH (IN)

Minimum length is 12", maximum length is 191" not including end caps. Contact us for lengths under 12".
Available in 1" increments.

A12 EXACT/OPTIMAL

O	Optimal Illumination
E	Exact Specified Length

Exact fixtures are the exact length specified +0 -1/8". Optimal fixtures' length is rounded down with illumination end to end. See Exact/Optimal Fixture Length charts.

5 year warranty | Up/Down, Side Bend | Data subject to change, all data has +/- 5% tolerance | Only FC fixtures are Field-Cuttable per installation instructions | Field Cuttable is not returnable or refundable after it has been cut

© 2026 QTL. All rights reserved | 155 Hill St. Milford, CT 06460 | 203-367-8777 | sales@QTL.lighting | www.QTL.lighting

Q-CAP ANYBEND™ STATIC WHITE

24VDC Flexible Fixtures

B. FIELD CUTTABLE Q-CAP

INFORMATION REQUIRED FOR LIGHTING SCHEDULE

B1	B2	B3	B4	B5	B6
PRODUCT	MOUNTING	RATED	CCT	WATTAGE	LENS
		DRY			

ADDITIONAL INFORMATION REQUIRED TO ORDER

B7	B8	B9	B10	B11	B12
WIRE INPUT/ OUTPUT	CONNECTOR/ WIRE IN	CONNECTOR/ WIRE OUT	END CAPS	LENGTH (IN)	EXACT/ OPTIMAL
		N/A	CL	48”	N/A

Sample Part Number: **ANBD-FC-SW-PPS-2-DRY-30-4.0-ENC/TL-S1A-BW-N/A-CL-48"-N/A**

B1 PRODUCT

ANBD-FC-SW
ANBD-FC-SW-USA

Select USA option for BA, BAA and BABA projects.

See last page for compatible power supplies.

B2 MOUNTING

PPS-2	PVC Clip
PPS-96	PVC Channel
PPS-LP-2	PVC Low Profile Clip
PPS-LP-96	PVC Low Profile Channel
WSC	White Snug Clip
BN-SB-SST-16’	16’ BENDIT Side Stainless Steel Channel
BN-SB-SST-32’	32’ BENDIT Side Stainless Steel Channel
BN-SB-WH-16’	16’ BENDIT Side White Stainless Channel
BN-SB-WH-32’	32’ BENDIT Side White Stainless Channel
BN-UD-SST-16’	16’ BENDIT Up/Down Stainless Steel Channel
BN-UD-SST-32’	32’ BENDIT Up/Down Stainless Steel Channel
BN-UD-WH-16’	16’ BENDIT Up/Down White Stainless Channel
BN-UD-WH-32’	32’ BENDIT Up/Down White Stainless Channel

White snug clip only for indirect cove use, not intended for hanging fixtures upside down.

B3 RATED

DRY	IP20

B4 CCT

22	2200K
24	2400K
27	2700K
30	3000K
35	3500K
40	4000K

B5 WATTAGE

1.0	1.0W-SO
2.0	2.0W-HO
4.0	4.0W-VHO

SO: Standard Output
HO: High Output
VHO: Very High Output

B6 LENS

ENC/CL	Encapsulated in Clear
ENC/TL	Encapsulated in Translucent

For representation of LED visibility, see Diode Visibility section on following pages

B7 WIRE INPUT/OUTPUT

SINGLE (Input only)

S1A	End Feed
S1B	End Feed
S7A	Side Feed
S7B	Side Feed
S8A	Bottom Feed
S8B	Bottom Feed

B8 CONNECTOR/WIRE IN

BW	Bare Wire (Standard 24")
BRL	Barrel
CON6	Connector 6"
CON24	Connector 24"

BW: Standard length is 24", Max length is 120". Request custom length by writing in part number next to BW (example: BW48)

B9 CONNECTOR/WIRE OUT

N/A	Closed End (No feed)

B10 END CAPS

CL	Clear

Due to cutting, white endcaps are not available.

Single

B11 LENGTH (IN)

48”	Nominal

Starting Run length is 48.475" for S1A & S1B
Each cut point subtracts from the Starting Run Length
1.0, 2.0, & 4.0 has a 1" cut point
S1A, S1B can be cut down to as little as 1.475"

B12 EXACT/OPTIMAL

N/A

© 2026 QTL. All rights reserved

Q-CAP ANYBEND™ STATIC WHITE

24VDC Flexible Fixtures

1 PRODUCT - DIMENSIONS

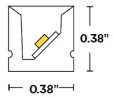

Profile
(Standard)

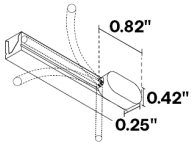

Omnidirectional wireways
(S7A, S7B, P7A, P7B)

Shown with bare wire
connectors vary

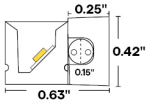

Profile
(Seamless S7A/S7B bare wire)

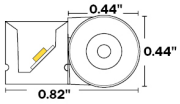

Profile
(Seamless S7A/S7B barrel)

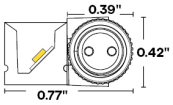

Profile (Seamless S7A/S7B
CON6-24)

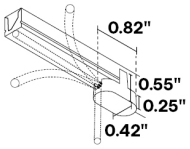

Omnidirectional wireways
(S8A, S8B, P8A, P8B)

Shown with bare wire
connectors vary

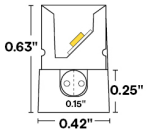

Profile
(Seamless S8A/S8B bare wire)

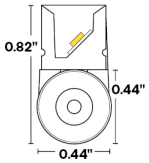

Profile
(Seamless S8A/S8B barrel)

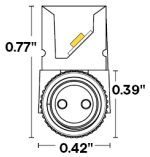

Profile (Seamless S8A/S8B
CON6-24)

BEND RADIUS

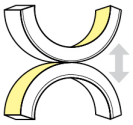

9" bending radius

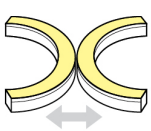

9" bending radius

FLEXIBILITY

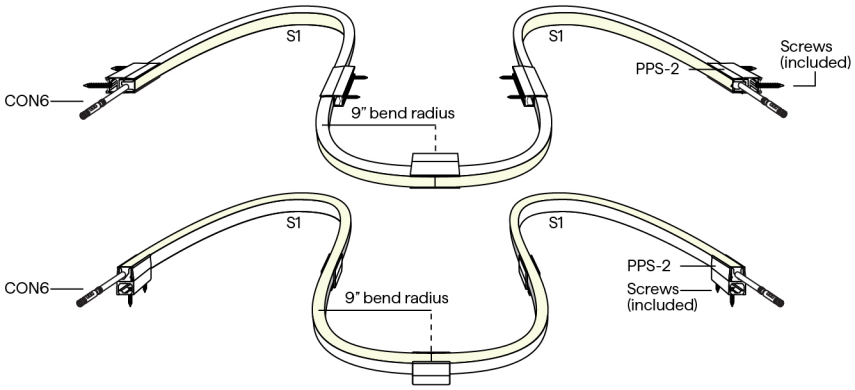

2 MOUNTING

WSC

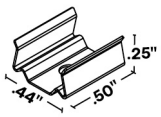

White Snug Clip
Indirect uplight

To order separately use WSC-02

Each clip comes with a #4x5/8" flat screw

PPS-2

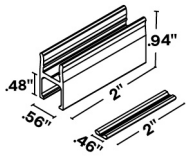

PVC Mounting Clip

To order separately use MICRO5-PPS-2

PPS kit quantity: **(2 kits per ft) + 1.**
For example: 1 ft = (2 × 1) + 1 = 3 PPS kits provided.

PPS-96

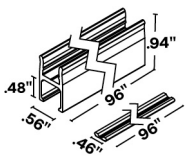

96" straight linear run

To order separately use MICRO5-PPS-96

PPS kit quantity: **(2 kits per ft) + 1.**
For example: 1 ft = (2 × 1) + 1 = 3 PPS kits provided.

Each clip comes with a #6" flat screw

PPS-LP-2

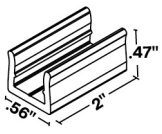

Low profile PVC
Mounting Clip

To order separately use MICRO5-PPS-LP-2

PPS kit quantity: **(2 kits per ft) + 1.**
For example: 1 ft = (2 × 1) + 1 = 3 PPS kits provided.

PPS-LP-96

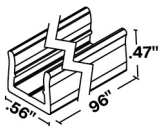

Low profile PVC channel
96" straight linear run

To order separately use MICRO5-PPS-LP-96

PPS kit quantity: **(2 kits per ft) + 1.**
For example: 1 ft = (2 × 1) + 1 = 3 PPS kits provided.

Each clip comes with a #6" flat screw

© 2026 QTL. All rights reserved | 155 Hill St. Milford, CT 06460 | 203-367-8777 | sales@QTL.lighting | www.QTL.lighting

Specification subject to change. Rev-11-24-26

Q-CAP ANYBEND™ STATIC WHITE

24VDC Flexible Fixtures

MOUNTING CONTINUED

BN-SB

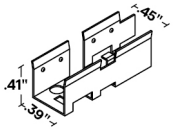

BENDIT Channel
Horizontal Stainless Steel
Flexible Channel

Continuous mounting solution for flexible fixtures, 16' or 32' field cuttable lengths

To order separately use either MICRO5-BN-SB-SST-16', MICRO5-BN-SB-SST-32', MICRO5-BN-SB-WH-16', or MICRO5-BN-SB-WH-32'

64 #4-40 1/2" screws provided per 16'

BN-UD

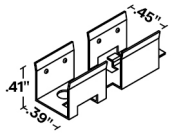

BENDIT Channel
Vertical Stainless Steel
Flexible Channel

Continuous mounting solution for flexible fixtures, 16' or 32' field cuttable lengths

To order separately use either MICRO5-BN-UD-SST-16', MICRO5-BN-UD-SST-32', MICRO5-BN-UD-WH-16', or MICRO5-BN-UD-WH-32'

64 #4-40 1/2" screws provided per 16'

4/5 DELIVERED LUMENS

[Calculated L70 = 40000 hrs]
Tested with ANBD-SW-WSC-DRY

CCT	1.0W/FT				2.0W/FT				4.0W/FT			
	ENC/CL		ENC/TL		ENC/CL		ENC/TL		ENC/CL		ENC/TL	
	LM	CRI	LM	CRI	LM	CRI	LM	CRI	LM	CRI	LM	CRI
2200K	**	**	**	**	**	**	**	**	**	**	**	**
2400K	44	93	49	92	120	93	131	92	260	93	253	93
2700K	48	96	44	96	133	97	114	96	283	97	229	95
3000K	52	95	47	96	140	95	127	97	300	96	217	97
3500K	51	98	41	98	137	98	109	98	296	97	247	98
4000K	46	97	53	98	122	97	138	98	275	96	304	97

6 DIODE VISIBILITY

SW

ENC/CL - Clear Encapsulation



ENC/TL - Translucent Encapsulation



TEMPERATURE RATINGS

	1.0 W/FT		2.0 W/FT		4.0 W/FT	
	Min	Max	Min	Max	Min	Max
Surface Mounted	-4°F	135°F	-4°F	130°F	-4°F	105F
Storage Temp	-4°F	140°F	-4°F	140°F	-4°F	140°F
Installation Temp	50°F	100°F	50°F	100°F	50°F	100°F

© 2026 QTL. All rights reserved | 155 Hill St. Milford, CT 06460 | 203-367-8777 | sales@QTL.lighting | www.QTL.lighting

Q-CAP ANYBEND™ STATIC WHITE

24VDC Flexible Fixtures

BUG RATING

WATTAGE	B	U	G
1.0 (ALL CCTs), 2.0 (ALL CCTs), 4.0 (ALL CCTs)	B0	U1	G0

7 WIRE INPUT/OUTPUT

ASYMMETRIC ONLY SINGLE (Input only)

S1A

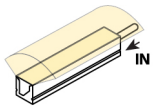

End Feed

S1B

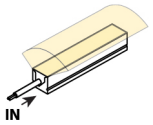

End Feed

S7A

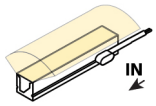

Side Feed

S7B

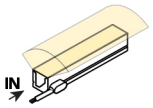

Side Feed

S8A

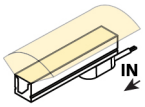

Bottom Feed

S8B

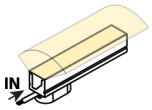

Bottom Feed

ASYMMETRIC ONLY PASS THROUGH (Input/Output) - Only applicable for Non-Field Cuttable Q-CAP

P1A

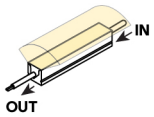

End Feed

P1B

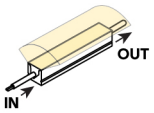

End Feed

P7A

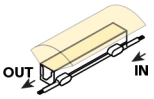

Side Feed

P7B

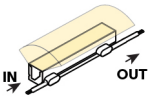

Side Feed

P8A

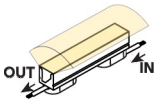

Bottom Feed

P8B

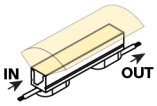

Bottom Feed

© 2026 QTL. All rights reserved | 155 Hill St. Milford, CT 06460 | 203-367-8777 | sales@QTL.lighting | www.QTL.lighting

Q-CAP ANYBEND™ STATIC WHITE

24VDC Flexible Fixtures

CONFIGURATION OPTIONS

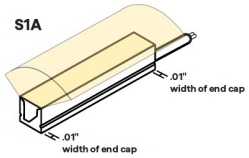

Single End Feed

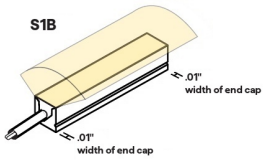

Single End Feed

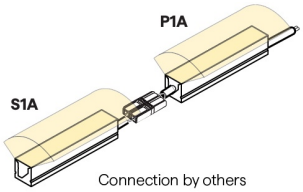

Connection by others

Non-Continuous End Feed

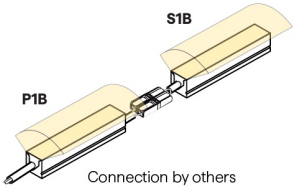

Connection by others

Non-Continuous End Feed

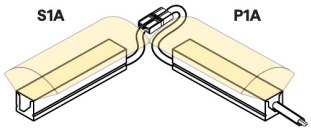

Connection by others

Non-Continuous Corner Feed

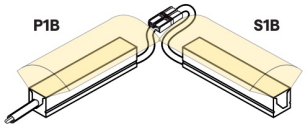

Connection by others

Non-Continuous Corner Feed

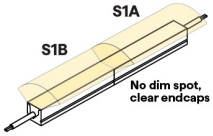

Continuous End to End Feed

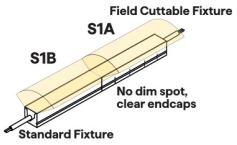

Field Cuttable - Continuous End to End Feed

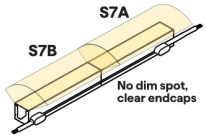

Continuous Side Feed

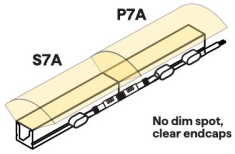

Continuous Side Feed

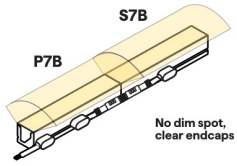

Continuous Side Feed

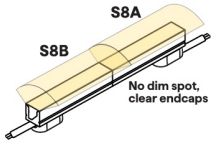

Continuous Bottom Feed

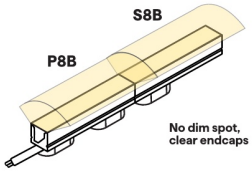

Continuous Bottom Feed

FIELD CUTTABLE MARKING

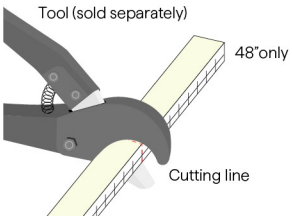

Field cuttable fixtures are sold in 4' increments and go at the end of a run, allowing for easy field adjustment



Note: Only FC fixtures are field cuttable — Do not attempt to cut non FC fixtures.
Cut only on the marked cut lines. Only cut from non-feed end. Do not attempt to cut while power is on.

© 2026 QTL. All rights reserved | 155 Hill St. Milford, CT 06460 | 203-367-8777 | sales@QTL.lighting | www.QTL.lighting

Specification subject to change. Rev-11-24-26

Q-CAP ANYBEND™ STATIC WHITE

24VDC Flexible Fixtures

8 / 9 CONNECTOR/WIRE – IN/OUT

Connector/Wire In or Out not needed to specify product. Typical selection is S1 for Wire Input/Output, BW for Connector/Wire In, N/A for Connector/Wire Out, and WH for End Caps

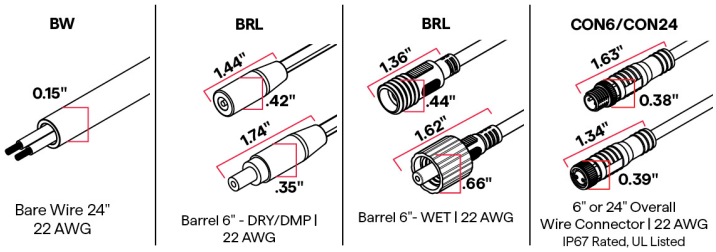

Bare Wire 24"
22 AWG

Barrel 6" - DRY/DMP | 22 AWG

Barrel 6"- WET | 22 AWG

6" or 24" Overall
Wire Connector | 22 AWG
IP67 Rated, UL Listed

10 END CAPS (NO FEED)

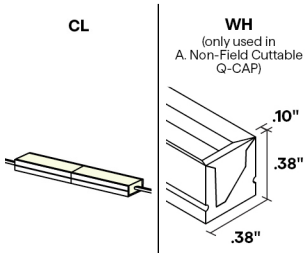

Clear endcaps
.0" added at end

.00" dim spot

White endcaps
.0" added at end

.10" dim spot

END CAPS (WITH FEED)

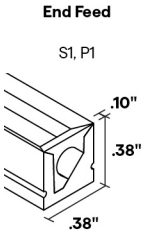

White endcaps
.0" added at end

.10" dim spot

11 LENGTH - WIRING DETAIL

Available in 1" increments 12"-191"

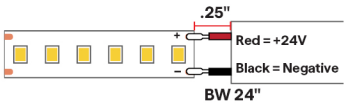

12 EXACT/OPTIMAL FIXTURE LENGTH

E/O Length Calculator → E/O Explained →

Exact fixtures are the exact length specified +0 -1/8". Optimal fixtures' length is rounded down based on LED cut points to allow the fixture to be illuminated end to end. For runs with multiple fixtures that need to fill a specific length, it's recommended to order all optimal fixtures with an exact fixture at the end of the run.

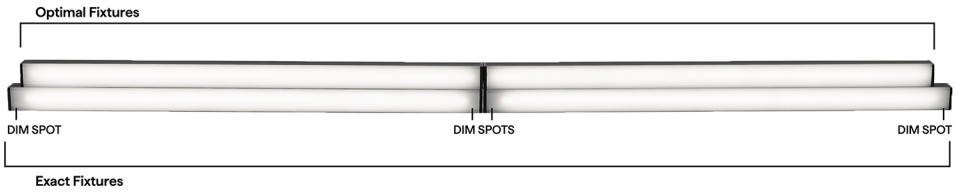

© 2026 QTL. All rights reserved | 155 Hill St. Milford, CT 06460 | 203-367-8777 | sales@QTLlighting | www.QTLlighting

Q-CAP ANYBEND™ STATIC WHITE

24VDC Flexible Fixtures

SW ENC LENGTHS BY INCH

EXACT LENGTH

Requested Length	Potential dim spot on either end of a S1 fixture
	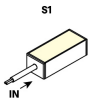 End Feed
12"	0.5"
13"	0.5"
14"	0.5"
15"	0.5"
16"	0.5"
17"	0.5"
18"	0.5"
19"	0.5"
20"	0.5"
21"	0.5"
22"	0.5"
23"	0.5"
24"	0.5"
36"	0.5"
48"	0.5"
60"	0.5"
72"	0.5"
84"	0.5"
96"	0.5"

OPTIMAL LENGTH

Requested Nominal Length	S1A/B	P1A/B	S7A/B & S8A/B & P7A/B & P8A/B			
	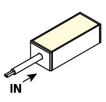 End Feed	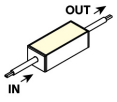 End Feed	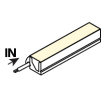 Side Feed	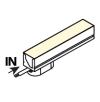 Bottom Feed	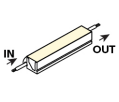 Side Feed	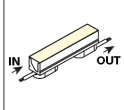 Bottom Feed
12"	11.50"	11.50"	11.25"			
13"	12.50"	12.50"	12.25"			
14"	13.50"	13.50"	13.25"			
15"	14.50"	14.50"	14.25"			
16"	15.50"	15.50"	15.25"			
17"	16.50"	16.50"	16.25"			
18"	17.50"	17.50"	17.25"			
19"	18.50"	18.50"	18.25"			
20"	19.50"	19.50"	19.25"			
21"	20.50"	20.50"	20.25"			
22"	21.50"	21.50"	21.25"			
23"	22.50"	22.50"	22.25"			
24"	23.50"	23.50"	23.25"			
36"	35.50"	35.50"	35.25"			
48"	47.50"	47.50"	47.25"			
60"	59.50"	59.50"	59.25"			
72"	71.50"	71.50"	71.25"			
84"	83.50"	83.50"	83.25"			
96"	95.50"	95.50"	95.25"			

COMPATIBLE POWER SUPPLIES

See power supplies cut sheets for more information. Data subject to change, all data has +/- 5% tolerance.

DIM TO LEVEL	INDOOR	OUTDOOR
	MICRO 5-SW	MICRO 5-SW
Dim to Black	Q6M-DC+CAP QTM-DC+CAP iQ-PH+QD1	QOM-DC+CAP QOM-PH
0.1%	QT-CAB-QZ-PH/0-10V QT-CAB-eLED+0-10V QT-CAB-eLED+0-10V-AWN QT-CAB-eLED+DALI-DT6 QT-CAB-eLED+DALI-DT6-AWN QTM-eLED+0-10V QTM-eLED+0-10V-AWN QTM-eLED+DALI-DT6 QTM-eLED+DALI-DT6-AWN QZ-BOWTIE+DIMMER QZ-DMX QZ-PRO-PH/0-10V QZ-STICK-PH/0-10V QZLP	Q-SET-QZ-DMX Q-SET-QZ-PH/0-10V Q-SET-eLED+0-10V QOM-eLED+0-10V QOM-eLED+DALI-DT6 QOM-eLED+DALI-DT6-PS QZ-DMX QZ-PRO-PH/0-10V
1%	Q-DIM QTM-eLED(E) QZ-DALI-DT6	Q-SET+QZ-DALI-DT6 QZ-DALI-DT6
10%	Non-Dim Power Supply with SW App Dongle	Q-HEX-mini-DC Q-SET-mLED

© 2026 QTL. All rights reserved | 155 Hill St. Milford, CT 06460 | 203-367-8777 | sales@QTL.lighting | www.QTL.lighting

Q-CAP ANYBEND™ STATIC WHITE

24VDC Flexible Fixtures

DIMMING PROTOCOL	INDOOR	OUTDOOR
	MICRO 5-SW	MICRO 5-SW
Non-Dim	QT-CAB-eLED-ND QTM-eLED-ND QZ-ND	Q-SET-QZ-ND Q-SET-eLED-ND QOM-eLED-ND QZ-ND
Phase	Q6M-DC+CAP QT-CAB-QZ-PH/0-10V QTM-DC+CAP QTM-eLED(E) QZ-BOWTIE+DIMMER QZ-PRO-PH/0-10V QZ-STICK-PH/0-10V QZLP iQ-PH+QD1	Q-HEX-mini-DC Q-SET-QZ-PH/0-10V Q-SET-mLED QOM-DC+CAP QOM-PH QZ-PRO-PH/0-10V
0-10V	QT-CAB-QZ-PH/0-10V QT-CAB-eLED+0-10V QT-CAB-eLED+0-10V-AWN QTM-eLED+0-10V QTM-eLED+0-10V-AWN QZ-PRO-PH/0-10V QZ-STICK-PH/0-10V QZLP	Q-SET-QZ-PH/0-10V Q-SET-eLED+0-10V QOM-eLED+0-10V QZ-PRO-PH/0-10V
Lutron Athena	QT-CAB-eLED+0-10V-AWN QT-CAB-eLED+DALI-DT6-AWN QTM-eLED+0-10V-AWN QTM-eLED+DALI-DT6-AWN	
ECO System	QTM-eLED(E)	
DMX	QZ-DMX	Q-SET-QZ-DMX QZ-DMX
DALI-2: DT6	QT-CAB-eLED+DALI-DT6 QT-CAB-eLED+DALI-DT6-AWN QTM-eLED+DALI-DT6 QTM-eLED+DALI-DT6-AWN QZ-DALI-DT6	Q-SET+QZ-DALI-DT6 QOM-eLED+DALI-DT6 QZ-DALI-DT6
SCENE App Dimmed	Non-Dim Power Supply with SW App Dongle	

COMPATIBLE MOUNTING ACCESSORIES

Q-ANGLE



Adjustable mounting accessory

NJ-MICRO



J Mounting Bracket

BL-MICRO



Backwards L Mounting Bracket

NL-MICRO



L Mounting Bracket

SD-L-MICRO



L Mounting Bracket

iQ-QCAP-UNV-CUTTER



QTL recommended FC Cutter

COMPATIBLE WIRING ACCESSORIES

Q-mini-J



UL Listed, miniature junction box, DRY/DMP (WET rated with silicone)

Q-mini-J5



UL Listed, miniature junction box, DRY/DMP (WET rated with silicone)

BARREL-EXT



8ft barrel cable extender DRY ONLY

BARREL FOUR-FER



Splits lead from one to four LED Barrel connector fixtures, DRY/DMP

CON120-EXT



10ft Con cable extender DRY/DMP/WET

CON FOUR-FER



Splits lead from one to four LED Con connectors DRY/DMP/WET

© 2026 QTL. All rights reserved | 155 Hill St. Milford, CT 06460 | 203-367-8777 | sales@QTL.lighting | www.QTL.lighting

Specification subject to change. Rev-11-24-26

Q-CAP ANYBEND™ STATIC WHITE

24VDC Flexible Fixtures

COMPATIBLE CONTROL ACCESSORIES

SCENE APP DONGLE



Wi-Fi or Bluetooth Connectivity

COMPATIBLE APPS

NFC APP



Read and write DMX addresses and adjust voltage

© 2026 QTL. All rights reserved | 155 Hill St. Milford, CT 06460 | 203-367-8777 | sales@QTL.lighting | www.QTL.lighting

Q-CAP ANYBEND

Flexible Fixtures

Mounting

WSC-02:

WHITE SNUG CLIP

- For indoor/outdoor use
- Surface mounting
- Stainless steel/corrosion resistant
- Discrete mounting
- White glossy finish

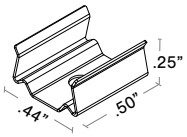

MOUNTING HARDWARE
- #4 flat screw (one provided for each clip)
- 832 Silicone (sold separately)

MICRO5-PPS-2:

PVC MOUNT CLIP

- For indoor/outdoor use
- Surface mounting
- Wire way feature
- Off white finish
- Can be mounted with or without PPS-BRACKET (**COVE FRIENDLY**)

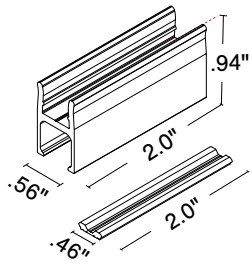

Built in wireway:
The PPS-BRACKET allows you to create a wire way under the PPS channel without any screws interfering

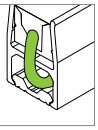

MOUNTING HARDWARE
- #6 flat head screw (1 screw for every 16")
- 832 Silicone (sold separately)

MICRO5-PPS-96 & MICRO5-PPS-FT:

PVC MOUNT CHANNEL

- 96" (**PPS-96**) or custom length (**PPS-FT**)
- For indoor/outdoor use
- Surface mounting
- Field modifications made easy
- Wire way feature
- Off white finish
- Can be mounted with or without PPS-BRACKET (**COVE FRIENDLY**)

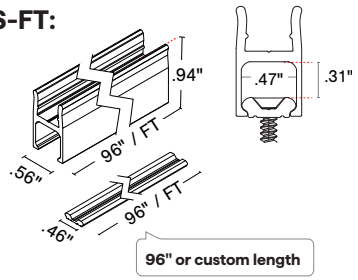

96" or custom length

Built in wireway:
The PPS-BRACKET allows you to create a wire way under the PPS channel without any screws interfering

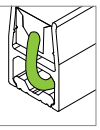

MOUNTING HARDWARE
#6 flat head screw (1 screw for every 16")
- 832 Silicone (sold separately)

MICRO5-PPS-LP-2:

PVC LOW PROFILE MOUNT CLIP

- For indoor/outdoor use
- Surface mounting
- Low profile mounting
- No wire way
- Off white finish

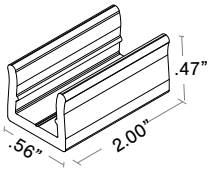

MOUNTING HARDWARE
- #6 Flat head screw (1 screw for every 16")
- 832 Silicone (sold separately)

MICRO5-PPS-LP-96 & MICRO5-PPS-LP-FT:

PVC LOW PROFILE MOUNT CHANNEL

- 96" (**PPS-LP-96**) or custom length (**PPS-LP-FT**)
- For indoor/outdoor use
- Surface mounting
- Low profile mounting
- No wire way
- Off white finish

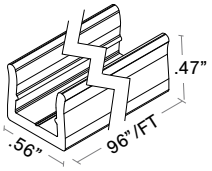

96" or custom length

MOUNTING HARDWARE
- #6 Flat head screw (1 screw for every 16")
- 832 Silicone (sold separately)

© 2024 QTL. All rights reserved | 155 Hill St. Milford, CT 06460 | 203-367-8777 | sales@QTL.lighting | QTL.lighting

Q-CAP ANYBEND

Flexible Fixtures

Mounting Accessories

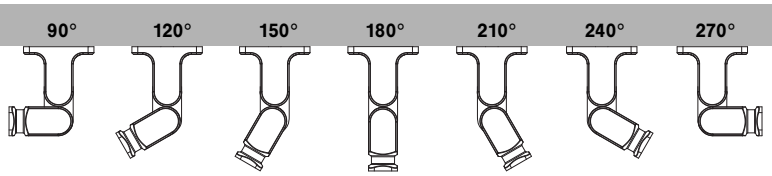

Q-ANGLE

(Full ordering guide and installation available for this product in the accessories section of website)

- Offset lighting to illuminate signs, artwork, etc.
- For indoor/outdoor use
- Wall, ceiling, or floor mounted
- Anodized aluminum/corrosion resistant
- Free moving rotating head which can be locked into specific angles
- Preset dial notches for easy adjustments from 90° to 270°

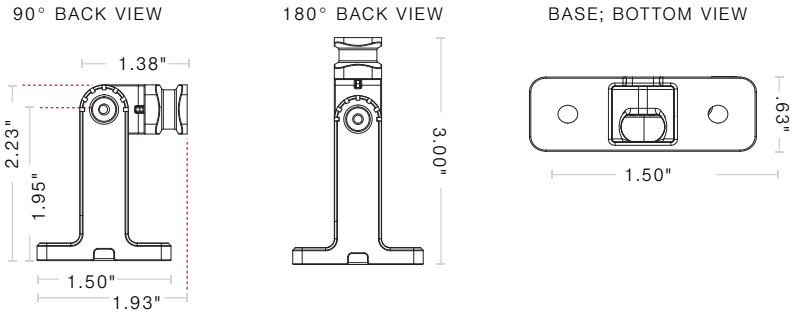

MOUNTING HARDWARE

- Mounting Clip
- 6-32 Fillister head screw
- 4-40 Flat head screw
- Drywall anchor (not provided)
- #6- 1¼ " wood screw

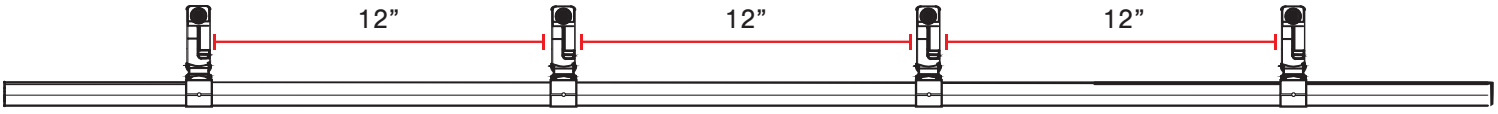

Q-ANGLE MUST BE MOUNTED EVERY 12"

SEE Q-ANGLE INSTALL FOR MORE INFORMATION

© 2024 QTL. All rights reserved | 155 Hill St. Milford, CT 06460 | 203-367-8777 | sales@QTL.lighting | QTL.lighting

ANYBEND

Q-CAP HANDLING INSTRUCTIONS

WARNING: FRAGILE

Flexible fixtures contain sensitive electronics, requiring careful handling and installation to preserve their warranty. When unpacking flexible fixtures, handle them gently and test all fixtures upon receiving.

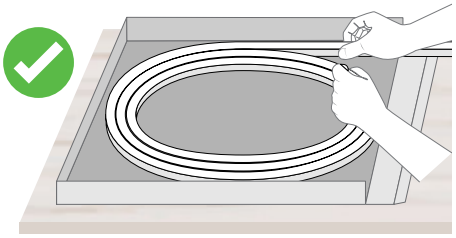

Keep the fixtures flat and supported when removing them from the box. Unroll them carefully on a flat surface and do not bend them against the intended bend direction.

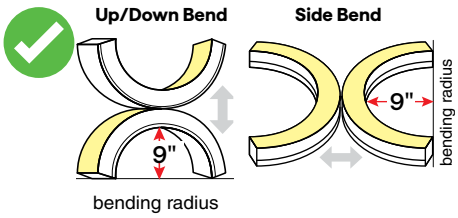

This ANYBEND fixture is omnidirectional and has up/down and side bending capabilities. Do not bend the fixture more than a 9" radius.

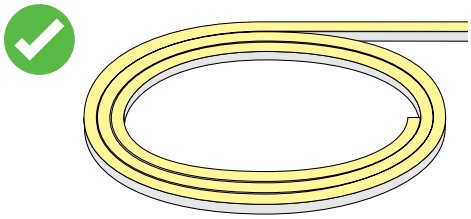

Powering the fixtures prior to installing will warm them up and make them more flexible, preventing damage.

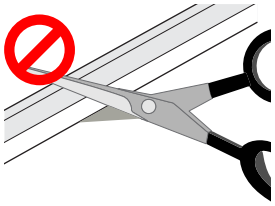

Only FC fixtures are field cuttable. Do not attempt to cut non-FC fixtures. Field modifications void warranty.

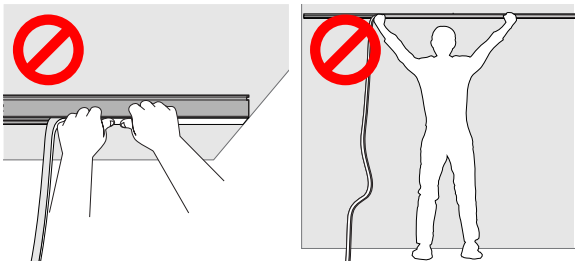

Do not let any portion of the fixture hang in any direction during installation. Use two people to install to ensure the fixture does not hang.



Do not grab or pull by the wire feeds.

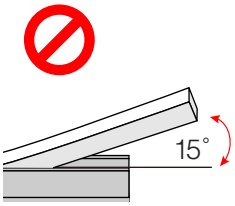

Do not bend the fixture more than 15 degrees when installing into mounting brackets or channels.

MISHANDLING OF FIXTURES DURING INSTALLATION VOIDS WARRANTY

TEMPERATURE RATINGS

Static White	1.0 W/FT		2.0 W/FT		4.0 W/FT	
	Min	Max	Min	Max	Min	Max
Ambient Operating Temp - Surface	-4°F	135°F	-4°F	130°F	-4°F	105°F
Storage Temp	-4°F	140°F	-4°F	140°F	-4°F	140°F
Installation Temp	50°F	100°F	50°F	100°F	50°F	100°F

Tunable & Warm Dim	DW 2.0 W/FT	
	Min	Max
Ambient Operating Temp - Surface	-4°F	135°F
Storage Temp	-4°F	140°F
Installation Temp	50°F	100°F

RGB	4.0 W/FT	
	Min	Max
Ambient Operating Temp - Surface	-4°F	110°F
Storage Temp	-4°F	140°F
Installation Temp	50°F	100°F

© 2025 QTL. All rights reserved | 155 Hill St. Milford, CT 06460 | 203-367-8777 | sales@QTL.lighting | QTL.lighting

Q-CAP ANYBEND

Q-CAP Flexible Fixtures Installation Instructions

ATTENTION: Please read all instructions BEFORE installation

- Product to be installed by a licensed electrician - Field modifications void warranty
- Use only with Class 2 power supply unit — Warranty only valid with QTL power supplies
- Surface mount or recessed in millwork
- Not rated for walkover
- Input Voltage: 24VDC
- Diagrams for representation only and not to scale.

METHODS OF INSTALLATION

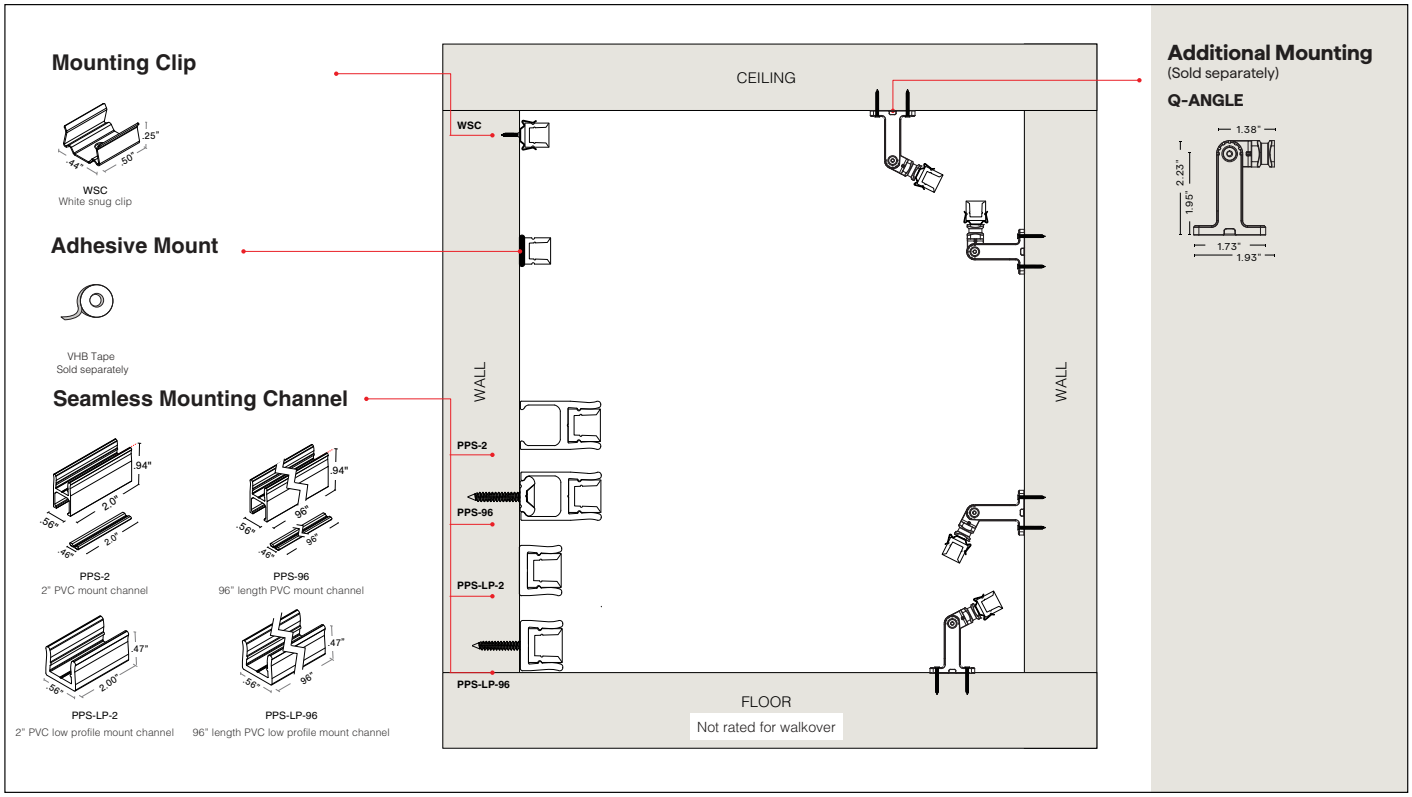

Mounting Method

- VHB (page 6-7)
- WSC (page 8)
- BN-UD (page 9)
- BN-SB (page 10)
- PPS-2 (page 11)
- PPS-LP-2 (page 12)
- PPS-96 (page 13)
- PPS-LP-96 (page 14)

© 2026 QTL. All rights reserved | 155 Hill St. Milford, CT 06460 | 203-367-8777 | sales@QTL.lighting | QTL.lighting

Q-CAP ANYBEND

Q-CAP Flexible Fixtures Installation Instructions



ANYBEND Profile

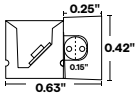

ANYBEND Profile (Seamless BW - DRY/WET)

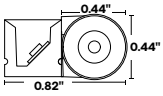

ANYBEND Profile (Seamless BRL)

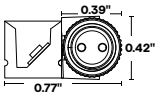

ANYBEND Profile (Seamless CON24 SW, SW-HE, SC)

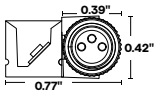

ANYBEND Profile (Seamless CON24 DW)

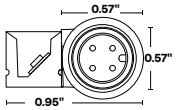

ANYBEND Profile (Seamless CON24 RGB)

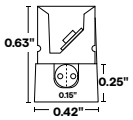

ANYBEND Profile (Seamless BW - DRY/WET)

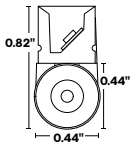

ANYBEND Profile (Seamless BRL)

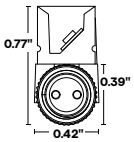

ANYBEND Profile (Seamless CON24 SW, SW-HE, SC)

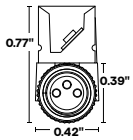

ANYBEND Profile (Seamless CON24 DW)

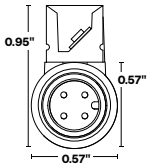

ANYBEND Profile (Seamless CON24 RGB)

COMPONENTS & HARDWARE

Alternate screw lengths can be used in installation as long as the screw diameter size is consistent with the included screw diameter size

MOUNTING CLIP

WSC

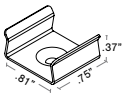

White snug clip

Included

- #6 Flat Screw (one provided for each clip)

- White snug clip included with side graze channel
- 2 white snug clips provided per first 12", 1 for each additional 12".Other mounting styles incur additional charge, see price guide for details

ADHESIVE SOLD SEPARATELY

VHB TAPE



TAPE-VHB-IP20

SEAMLESS MOUNTING CLIP & SEAMLESS MOUNTING CHANNEL

PPS-2

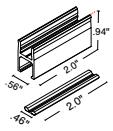

PVC mounting clip

Included

- #8 flat head screw (one provided for each clip)
- Built in wireway

- Join two fixtures together
- PPS-2 kit quantity: **(2 kits per ft) + 1**. For example: 1 ft = (2 × 1) + 1 = 3 PPS-2 kits provided.

PPS-96

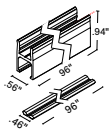

PVC channel

Included

- #8 flat head screw (1 screw for every 16")
- Built in wireway

- Support the fixtures
- PPS-96 kit quantity: **(2 kits per ft) + 1**. For example: 1 ft = (2 × 1) + 1 = 3 PPS-96 kits provided.

PPS-LP-2

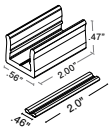

Low profile PVC mounting clip

Included

- #8 flat head screw (one provided for each clip)
- No wireway

- Join two fixtures together
- PPS-LP-2 kit quantity: **(2 kits per ft) + 1**. For example: 1 ft = (2 × 1) + 1 = 3 PPS-LP-2 kits provided.

PPS-LP-96

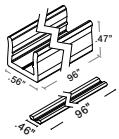

Low profile PVC channel

Included

- #8 flat head screw (1 screw for every 16")
- No wireway

- Support the fixtures
- PPS-LP-96 kit quantity: **(2 kits per ft) + 1**. For example: 1 ft = (2 × 1) + 1 = 3 PPS-LP-96 kits provided.

MICRO5-BN-UD

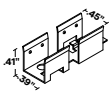

Vertical Flexible Channel

Included

- #4-40 1/2" screws (64 screws for every 16')

© 2026 QTL. All rights reserved | 155 Hill St. Milford, CT 06460 | 203-367-8777 | sales@QTL.lighting | QTL.lighting

Q-CAP ANYBEND

Q-CAP Flexible Fixtures Installation Instructions

CONFIGURATION OPTIONS

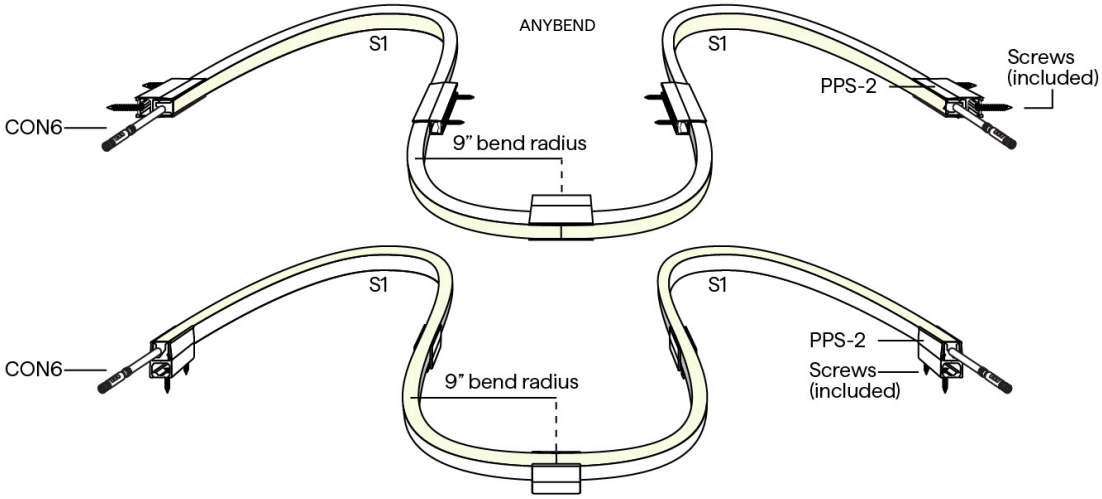

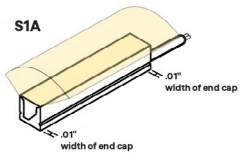

Single End Feed

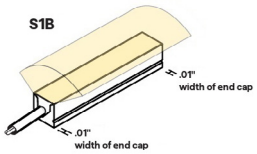

Single End Feed

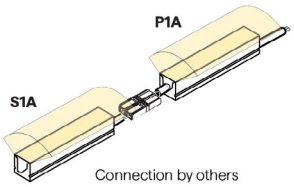

Non-Continuous End Feed

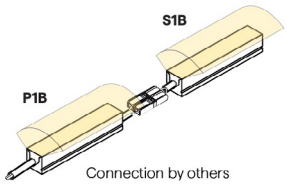

Non-Continuous End Feed

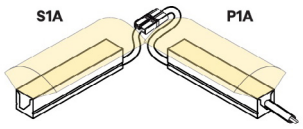

Non-Continuous Corner Feed

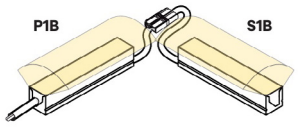

Non-Continuous Corner Feed

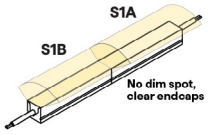

Continuous End to End Feed

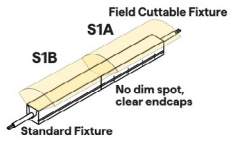

Field Cuttable - Continuous End to End Feed

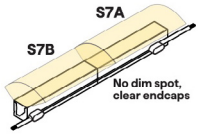

Continuous Side Feed

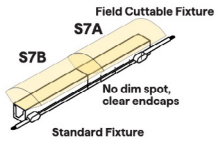

Field Cuttable - Continuous Side Feed

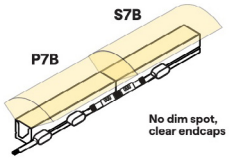

Continuous Side Feed

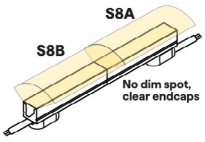

Continuous Bottom Feed

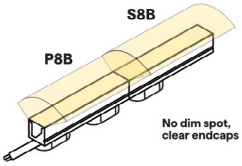

Continuous Bottom Feed

Review wire method to ensure clean installation prior to mounting finished fixture.

NOTE: Additional wire methods include:
S1A, S1B: Connector/Wire Input only
P1A, P1B: Connector/Wire Input and Output

© 2026 QTL. All rights reserved | 155 Hill St. Milford, CT 06460 | 203-367-8777 | sales@QTL.lighting | QTL.lighting

FIELD CUTTABLE

- Field cuttable fixtures are sold in 4' increments and go at the end of a run, allowing easy field adjustment
- Only FC fixtures are field cuttable - DO NOT CUT NON-FIELD CUTTABLE FIXTURES
- Do not attempt to cut while power is on

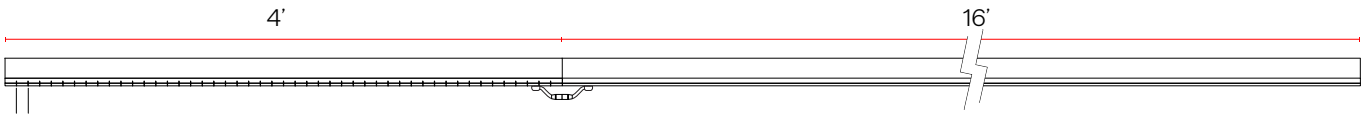

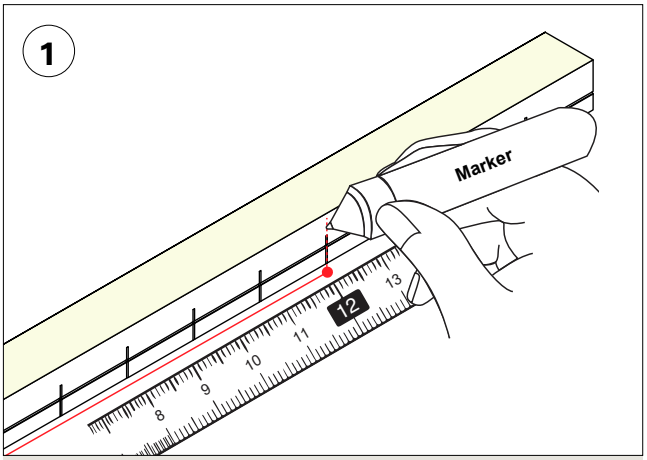

Mark desired length on field cuttable housing on the cut line.

NOTE: Only Cut on the marked cut lines. Only cut from non-feed end.

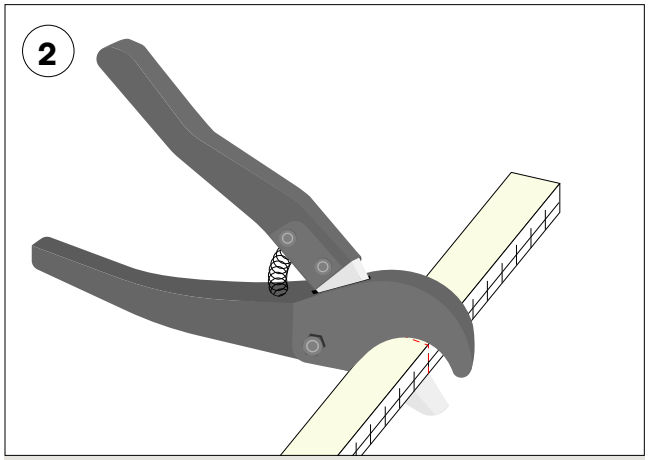

Cut with Q-CAP cutter tools (sold separately).

© 2026 QTL. All rights reserved | 155 Hill St. Milford, CT 06460 | 203-367-8777 | sales@QTL.lighting | QTL.lighting

SURFACE MOUNTING METHOD

SURFACE PREPARATION

1



Temperature and environmental concerns:

- Ideal application environment is 70-100°F in 50% humidity or less.
- Minimum application temperature: 50°F
- This temperature and humidity should be maintained for 72 hours after application for maximum holding force.

2

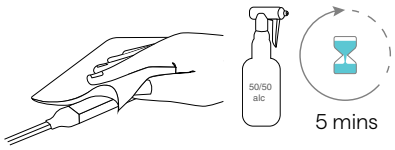

Using a 50/50 alcohol mix, thoroughly clean the backside of the fixture and the surface area where fixture will be installed. Allow 5 minutes to dry.

3

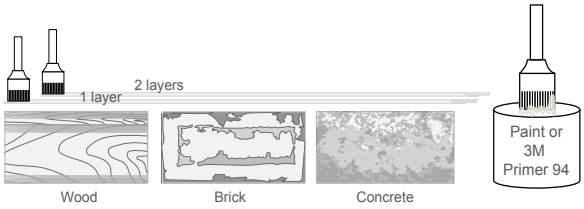

For porous materials (Wood, Brick, Concrete etc.) apply two layers of paint or primer to the surface. This will help create a better bonding surface for these materials. This can be purchased from local hardware store.

MATERIALS	SUGGESTED EPOXIES
Concrete, Stone, Cinderblock, Metal, and Brick	Loctite Metal and Concrete Two-Part Epoxy
ABS, Fiberglass, Plastic, and PVC	Loctite Plastic Two-Part Epoxy
Tile, Wood, Ceramic, Glass, or Metal	Loctite Clear Two-Part Epoxy
All Purpose	Strong Stik

© 2026 QTL. All rights reserved | 155 Hill St. Milford, CT 06460 | 203-367-8777 | sales@QTL.lighting | QTL.lighting

SURFACE MOUNTING METHOD: **VHB ADHESIVE MOUNT**

BEFORE installation, the surface must be thoroughly cleaned and dried for maximum bond strength. (Page 6)

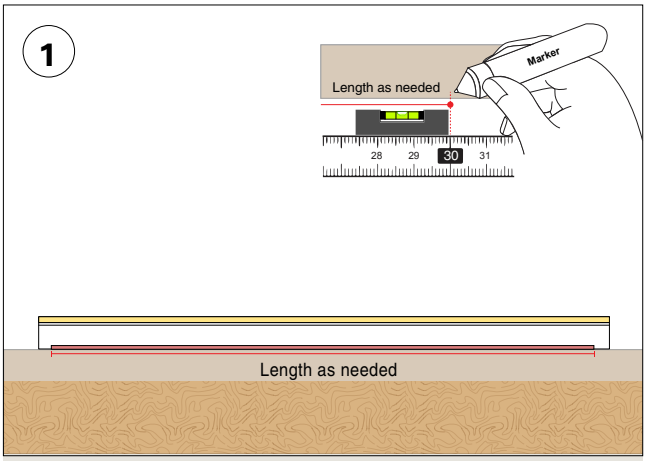

Determine the fixture(s) location and positioning on desired surface before adhering fixture to surface. Make any necessary reference markings to indicate extrusion placement.

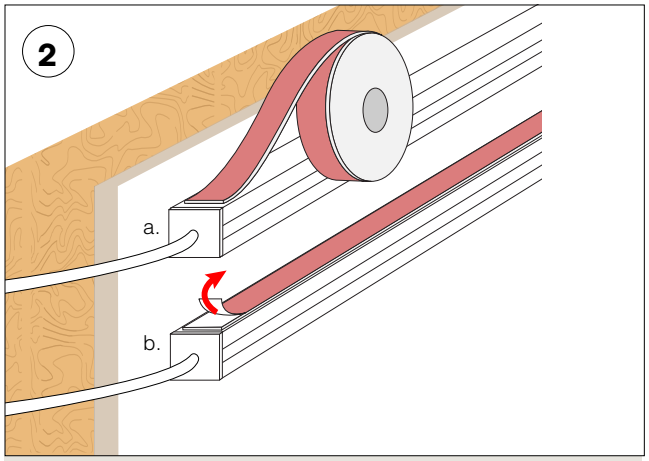

a. To adhere the VHB adhesive, peel the white film back while evenly applying the tape to the mounting side of the extrusion. The red side should be visible.

b. Remove the red film and position extrusion in place according to your previous reference marking(s).

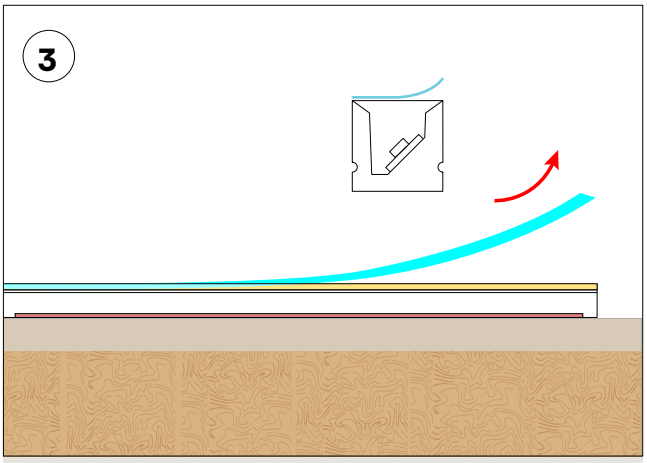

Remove protective film from the surface of the extrusion's lens.

NOTES: *EPOXY ALTERNATIVE: For improved bonding strength, apply a small amount of epoxy at each end. Refer to table on* page 6 *for suggested epoxies. These can be purchased at a local hardware store. Please follow all manufacturer instructions for suggested epoxy.*

© 2026 QTL. All rights reserved | 155 Hill St. Milford, CT 06460 | 203-367-8777 | sales@QTL.lighting | QTL.lighting

SURFACE MOUNTING METHOD: **WHITE SNUG CLIP**

- 2 clips provided per first 12", 1 for each additional 12"

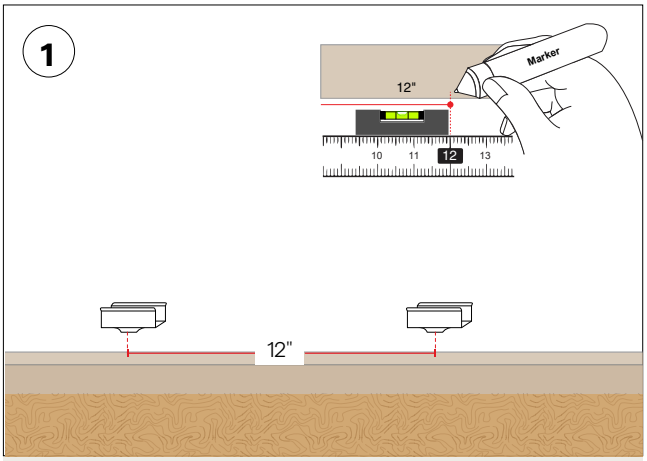

Determine the fixture(s) location and positioning on desired surface; evenly distribute clips. Make any necessary reference markings to indicate where each clip is to be secured in place. Recommended every 12".

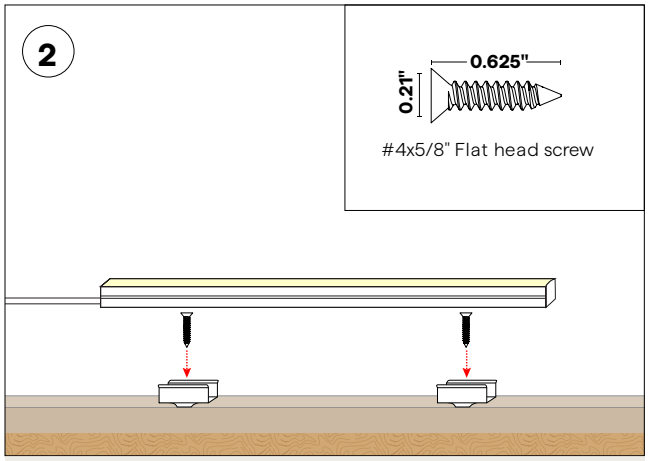

- Secure clips using the #4 flat head hardware provided
- Ensure the screw head is flush with the clip's base.

NOTE: Flat head screw type is dependent on surface/application material Alternative flat head screws may be required. Refer to the surface material manufacturer for suggested screw type.

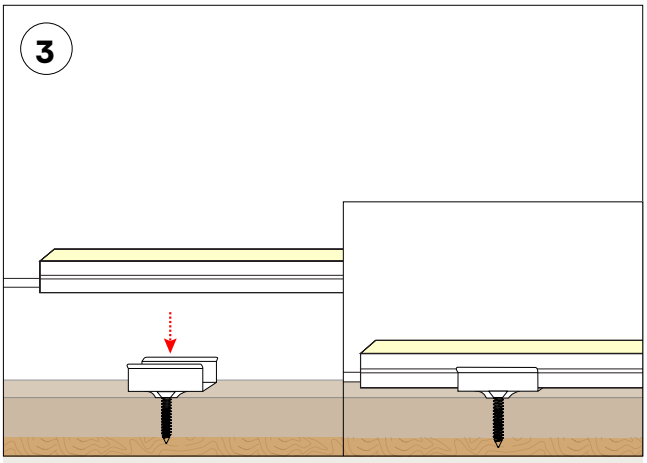

Snap fixture onto clips.

© 2026 QTL. All rights reserved | 155 Hill St. Milford, CT 06460 | 203-367-8777 | sales@QTL.lighting | QTL.lighting

Q-CAP ANYBEND

Q-CAP Flexible Fixtures Installation Instructions

SURFACE MOUNTING METHOD: **BN-UD**

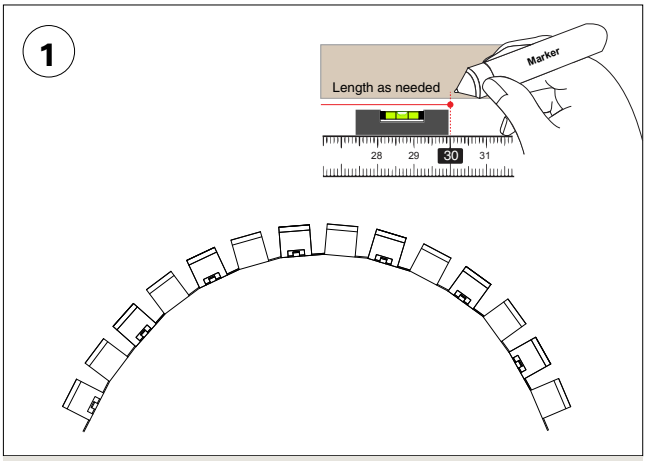

Determine the fixture(s) location and positioning on desired surface and arrange the BENDIT channel into the desired shape. Make any necessary reference markings to indicate where the channel is to be secured in place.

NOTE: The bend of the channel cannot exceed the bend of the fixture, Bending past the recommended amount can damage the fixture, Please see Q-CAP fixture bend radius chart or fixture cut sheet

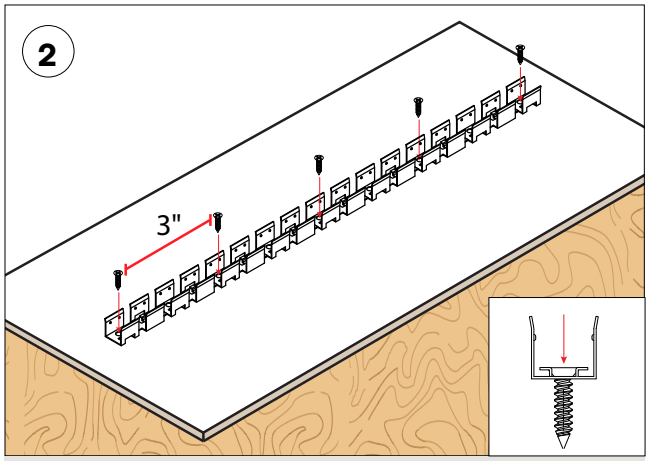

Use #4 tapping screws to make shape desired while not exceeding fixture bend radius. Recommended 1 screw approximately every 3”

NOTE: Screws should be secured all the way down.

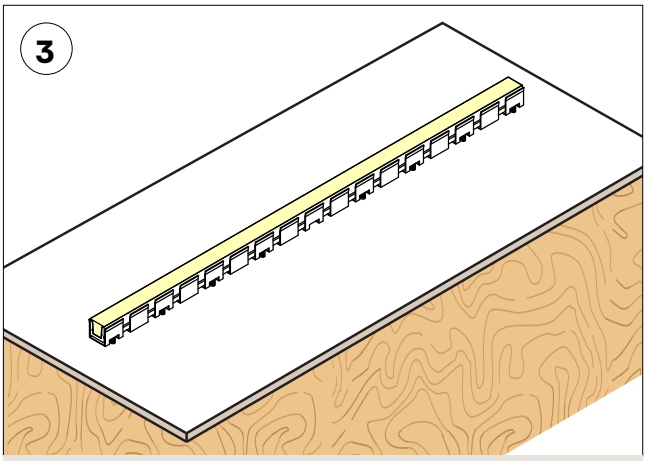

Press fit the fixture into the channel until secure.

Q-CAP Fixture Bend Radius			
Fixture	Vertical Bend	Horizontal Bend	Helical Bend
ANYBEND	9"	9"	-
ANYBEND	6"	-	-
KURV	-	6"	-
KURV-BK	-	10"	-
LUME	6"	-	-
NEXUS	4"	-	4"
WALA	-	6"	-
WAVE	6"	-	-
WURM	6"	-	6"
ZALA	-	6"	-

© 2026 QTL. All rights reserved | 155 Hill St. Milford, CT 06460 | 203-367-8777 | sales@QTL.lighting | QTL.lighting

Q-CAP ANYBEND

Q-CAP Flexible Fixtures Installation Instructions

SURFACE MOUNTING METHOD: **BN-SB**

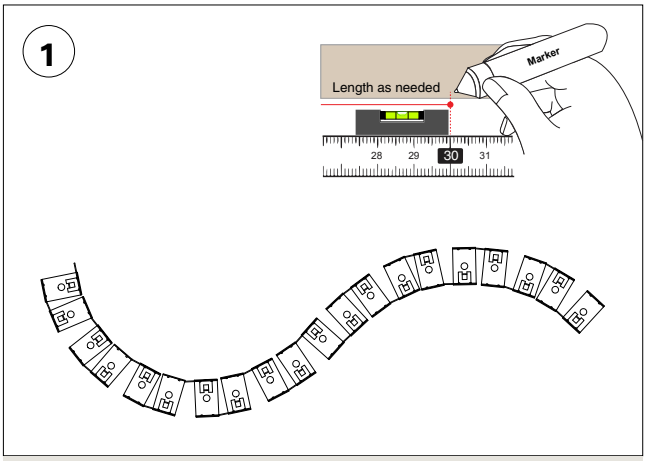

Determine the fixture(s) location and positioning on desired surface and arrange the BENDIT channel into the desired shape. Make any necessary reference markings to indicate where the channel is to be secured in place.

NOTE: The bend of the channel cannot exceed the bend of the fixture, Bending past the recommended amount can damage the fixture, Please see Q-CAP fixture bend radius chart or fixture cut sheet

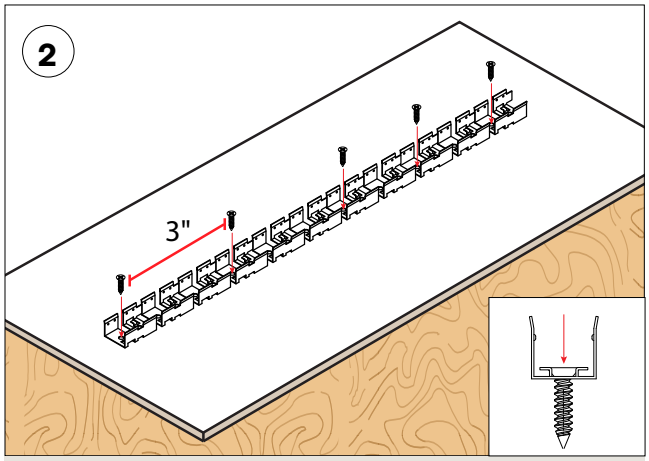

Use #4 tapping screws to make shape desired while not exceeding fixture bend radius. Recommended 1 screw approximately every 3”

NOTE: Screws should be secured all the way down.

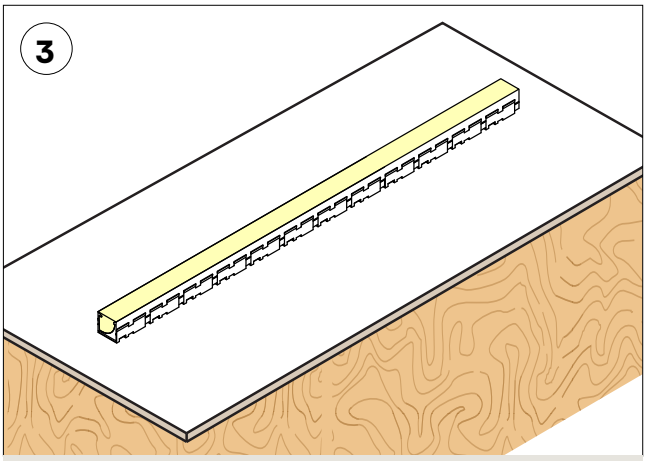

Press fit the fixture into the channel until secure.

Q-CAP Fixture Bend Radius			
Fixture	Vertical Bend	Horizontal Bend	Helical Bend
ANYBEND	9"	9"	-
ANYBEND	6"	-	-
KURV	-	6"	-
KURV-BK	-	10"	-
LUME	6"	-	-
NEXUS	4"	-	4"
WALA	-	6"	-
WAVE	6"	-	-
WURM	6"	-	6"
ZALA	-	6"	-

© 2026 QTL. All rights reserved | 155 Hill St. Milford, CT 06460 | 203-367-8777 | sales@QTL.lighting | QTL.lighting

SEAMLESS MOUNTING METHOD: **PPS-2**

- Connects two seamless fixtures, with or without wire exit
- 2" PVC mount channel
- Built in wireway

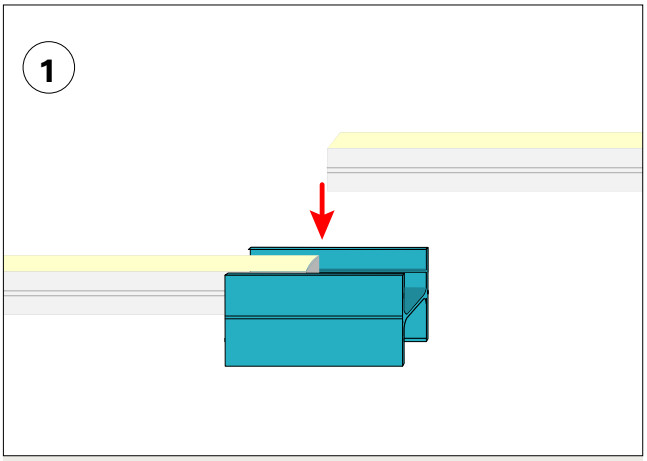

Press both fixtures into PPS channel.

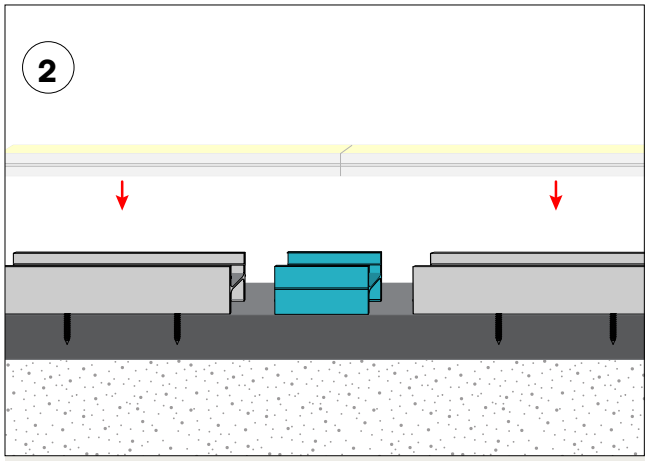

Snap fixture into mounted PPS channel.

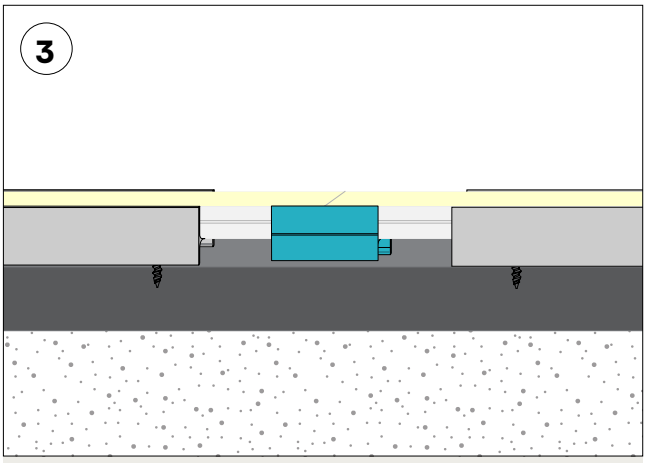

Finished assembly for seamless feed mounting.

© 2026 QTL. All rights reserved | 155 Hill St. Milford, CT 06460 | 203-367-8777 | sales@QTL.lighting | QTL.lighting

SEAMLESS MOUNTING METHOD: **PPS-LP-2**

- Connects two fixtures, with no wire exit
- 2" low profile PVC mount channel

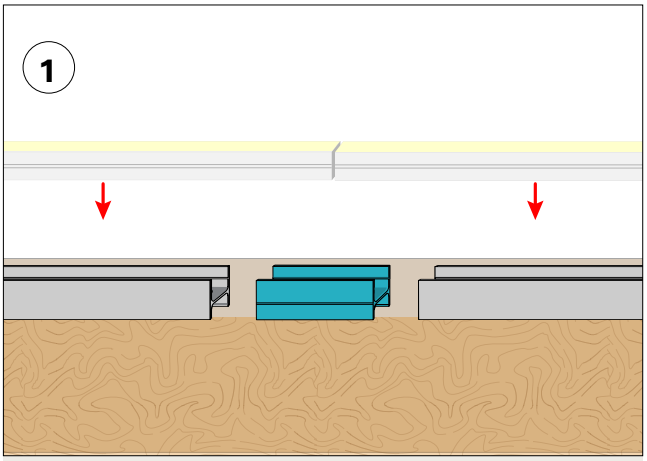

Snap in 2" channel.

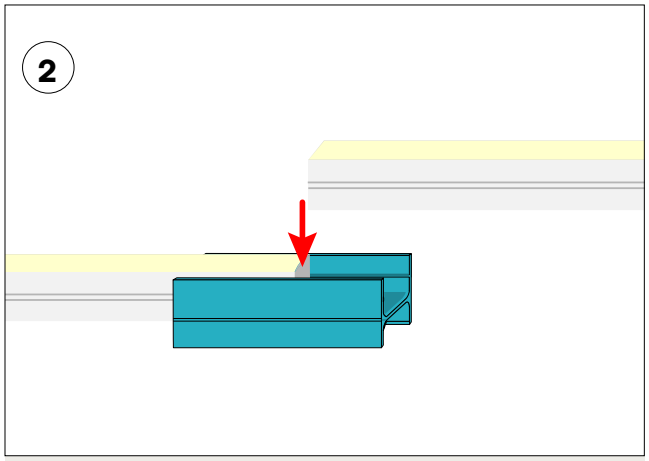

Press fixture into mounted PPS channel.

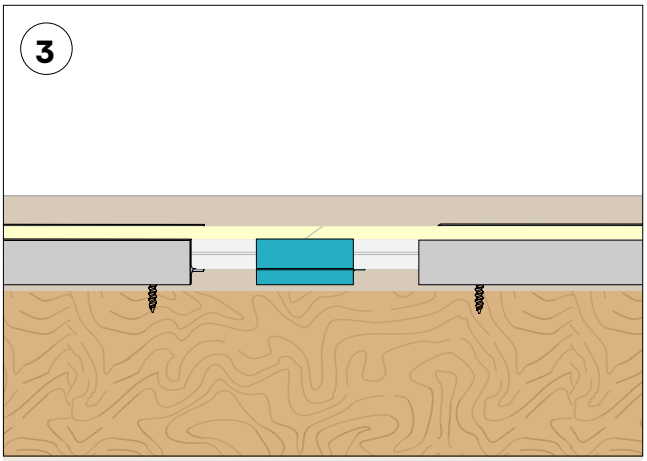

Finished assembly for end feed mounting

© 2026 QTL. All rights reserved | 155 Hill St. Milford, CT 06460 | 203-367-8777 | sales@QTL.lighting | QTL.lighting

Q-CAP ANYBEND

Q-CAP Flexible Fixtures Installation Instructions

SEAMLESS MOUNTING METHOD: **PPS-96**

- Support two seamless fixtures, with or without wire exit
- 96" (PPS-96)
- Built in wireway

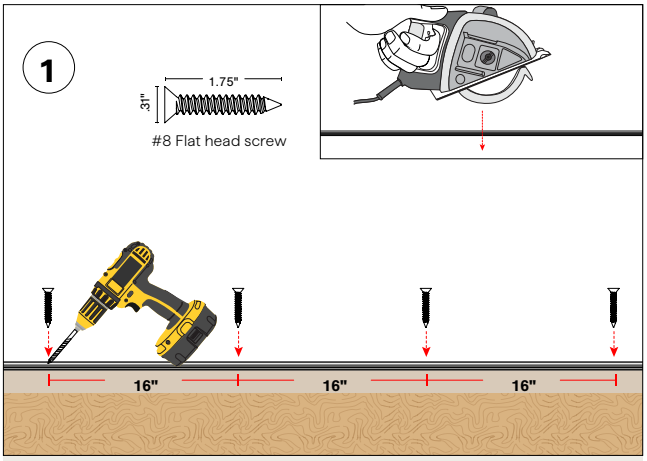

The PPS-BRACKET can be field cuttable and cut to whatever length your application requires. The PPS-BRACKET can be installed as a full length of 96", multiple smaller pieces, or end to end for longer seamless runs.

Using pre-drilled pilot holes screw the #6 flat head screws to mount the PPS-BRACKET (1 screw every 16").

NOTE: For drywall applications mount directly into a stud.

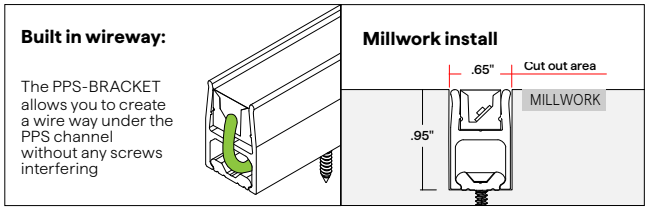

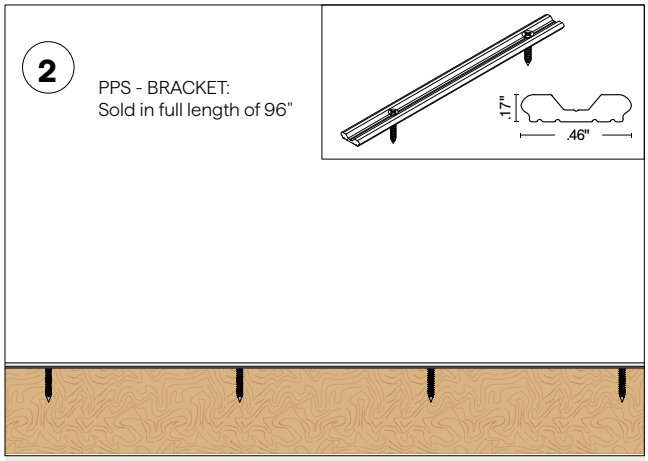

Using pre-drilled pilot holes, use the #6 flat head screws to mount the PPS-BRACKET.

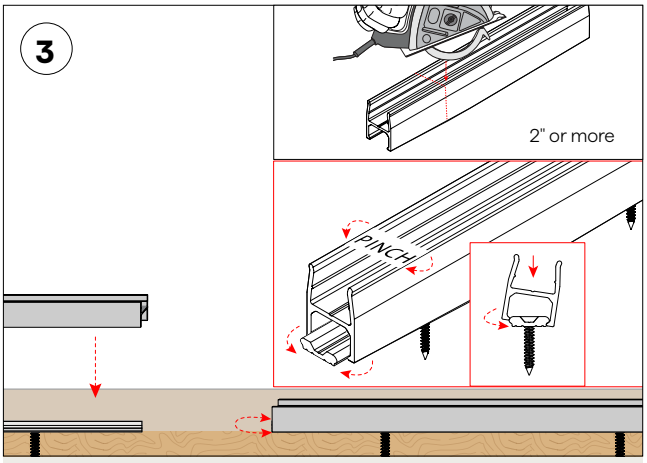

To mount, pinch the upper half of the PPS-96 while you pivot it around one side of the PPS-BRACKET and push-in until you hear it snap into place. The PPS-96 flexes around the PPS-BRACKET to create a solid, and secure snap on connection.

© 2026 QTL. All rights reserved | 155 Hill St. Milford, CT 06460 | 203-367-8777 | sales@QTL.lighting | QTL.lighting

SEAMLESS MOUNTING METHOD: **PPS-LP-96**

- Support two fixtures, without built-in wireway
- 96" (PPS-LP-96) low profile PVC mount channel

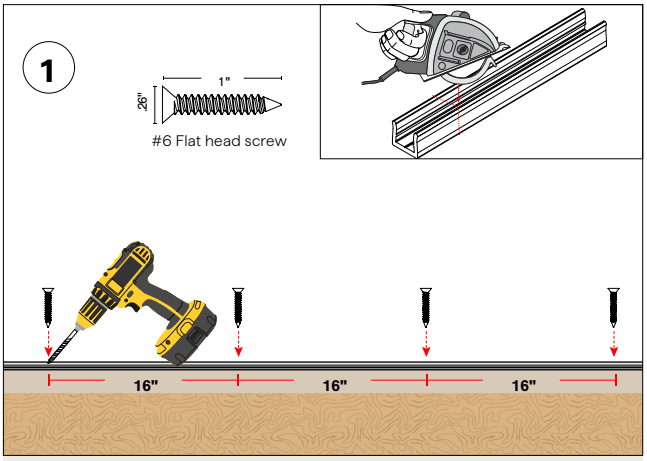

The PPS-LP-96 can be field cuttable and cut to whatever length your application requires. The PPS-LP-96 can be installed as a full length of 96", multiple smaller pieces, or end to end for longer seamless runs.

Drill holes (1 hole/screw every 16") into the PPS-LP

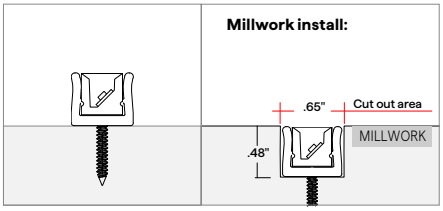



Using pre-drilled holes, use the #6 flat head screws to mount the PPS-LP.

NOTE: For drywall applications mount directly into a stud.

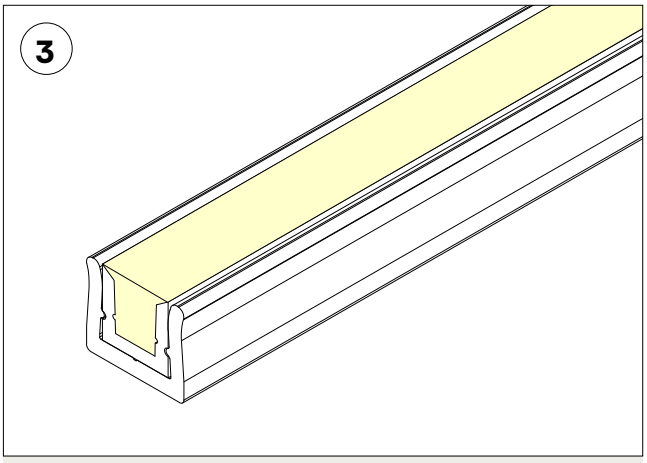

Snap fixture into PPS-LP.

© 2026 QTL. All rights reserved | 155 Hill St. Milford, CT 06460 | 203-367-8777 | sales@QTL.lighting | QTL.lighting

Q-CAP ANYBEND-SW

Flexible Fixtures Color Data

2400K 1.0W ENC/CL

2351 K

CRI: 93.1

CRI R9: 66.0

TM30 Rf: 90.5

TM30 Rg: 103.0

CQS: 86.6

X: 0.490

Y: 0.413

U: 0.281

V: 0.355

Δuv: -0.0006

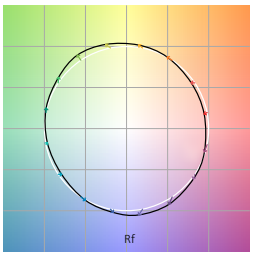



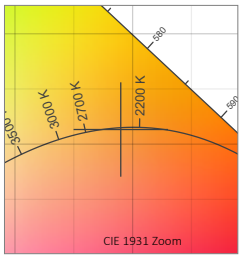

R1	R2	R3	R4	R5	R6	R7	R8	R9	R10	R11	R12	R13	R14	R15
94.2	95.8	94.6	94.2	93.1	95.2	93.1	84.5	66.0	88.1	95.0	83.3	94.6	95.5	90.4
Q1	**Q2**	**Q3**	**Q4**	**Q5**	**Q6**	**Q7**	**Q8**	**Q9**	**Q10**	**Q11**	**Q12**	**Q13**	**Q14**	**Q15**
84.3	92.2	84.8	86.2	87.6	83.8	81.5	86.0	93.8	89.0	89.3	89.5	90.0	85.9	84.8
C1	**C2**	**C3**	**C4**	**C5**	**C6**	**C7**	**C8**	**C9**	**C10**	**C11**	**C12**	**C13**	**C14**	**C15**	**C16**
91.9	92.1	85.4	90.4	92.0	89.9	89.3	92.0	94.4	92.5	89.5	89.2	90.5	85.8	91.6	87.5

TM30			
Hue Bin	R_f	Chroma	Hue
1	92	-4%	-1%
2	92	-4%	3%
3	85	0%	7%
4	90	3%	5%
5	92	5%	5%
6	90	8%	0%
7	89	3%	-6%
8	92	1%	-5%
9	94	-2%	-2%
10	93	-3%	3%
11	89	0%	7%
12	89	3%	4%
13	90	6%	-6%
14	86	5%	-8%
15	92	2%	-6%
16	87	-2%	-9%

2400K 2.0W ENC/CL

2357 K

CRI: 93.2

CRI R9: 67.1

TM30 Rf: 89.9

TM30 Rg: 103.7

CQS: 86.1

X: 0.488

Y: 0.411

U: 0.281

V: 0.354

Δuv: -0.0013

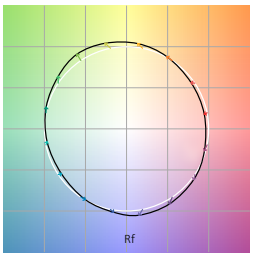



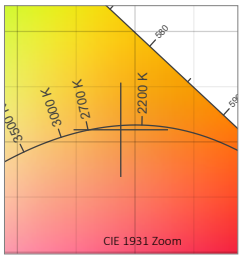

R1	R2	R3	R4	R5	R6	R7	R8	R9	R10	R11	R12	R13	R14	R15
94.7	96.0	94.2	94.1	93.5	95.4	93.0	85.0	67.1	88.2	94.7	84.7	95.1	95.2	91.1
Q1	**Q2**	**Q3**	**Q4**	**Q5**	**Q6**	**Q7**	**Q8**	**Q9**	**Q10**	**Q11**	**Q12**	**Q13**	**Q14**	**Q15**
83.5	92.4	84.6	86.2	87.2	82.9	79.9	85.0	93.8	88.4	88.5	88.6	89.5	86.4	84.9
C1	**C2**	**C3**	**C4**	**C5**	**C6**	**C7**	**C8**	**C9**	**C10**	**C11**	**C12**	**C13**	**C14**	**C15**	**C16**
91.9	91.6	84.0	88.7	90.1	88.1	86.9	89.9	92.7	93.0	90.1	89.3	90.5	86.8	91.0	89.4

TM30			
Hue Bin	R_f	Chroma	Hue
1	92	-4%	-1%
2	92	-3%	3%
3	84	0%	8%
4	89	4%	7%
5	90	7%	5%
6	88	9%	0%
7	87	5%	-7%
8	90	1%	-7%
9	93	-2%	-4%
10	93	-4%	2%
11	90	-1%	6%
12	89	3%	4%
13	91	6%	-5%
14	87	5%	-8%
15	91	2%	-6%
16	89	-2%	-8%

2400K 4.0W ENC/CL

2318 K

CRI: 93.3

CRI R9: 65.0

TM30 Rf: 90.1

TM30 Rg: 103.7

CQS: 85.5

X: 0.490

Y: 0.409

U: 0.283

V: 0.354

Δuv: -0.0020

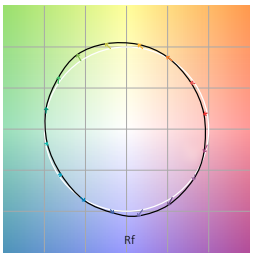

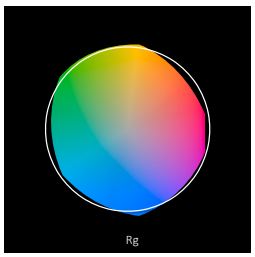

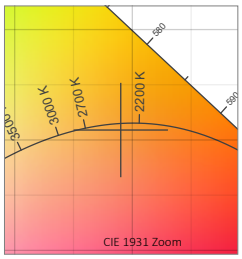

R1	R2	R3	R4	R5	R6	R7	R8	R9	R10	R11	R12	R13	R14	R15
94.6	96.8	96.0	93.8	93.8	96.5	91.8	83.4	65.0	90.4	94.7	87.3	95.4	96.3	90.6
Q1	**Q2**	**Q3**	**Q4**	**Q5**	**Q6**	**Q7**	**Q8**	**Q9**	**Q10**	**Q11**	**Q12**	**Q13**	**Q14**	**Q15**
82.9	91.4	84.5	85.7	87.7	83.7	79.5	83.6	93.0	88.1	87.5	87.1	87.6	85.5	84.2
C1	**C2**	**C3**	**C4**	**C5**	**C6**	**C7**	**C8**	**C9**	**C10**	**C11**	**C12**	**C13**	**C14**	**C15**	**C16**
91.6	91.3	83.8	89.4	91.0	88.7	87.9	90.8	94.4	93.2	90.6	89.2	89.6	85.2	91.1	87.9

TM30			
Hue Bin	R_f	Chroma	Hue
1	92	-4%	-1%
2	91	-3%	4%
3	84	1%	8%
4	89	4%	6%
5	91	7%	5%
6	89	9%	-1%
7	88	4%	-7%
8	91	1%	-6%
9	94	-2%	-2%
10	93	-3%	2%
11	91	1%	6%
12	89	3%	4%
13	90	6%	-7%
14	85	5%	-9%
15	91	2%	-6%
16	88	-2%	-9%

NOTES:
- CRI R values, only R1-R8 are used to calculate RA CRI values
- TM30 C values, 16 binned values out of total of 99 C values
- CQS Q values
- Data subject to change, all data has +/- 5% tolerance

© 2026 QTL. All rights reserved | 155 Hill St. Milford, CT 06460 | 203-367-8777 | sales@QTL.lighting | QTL.lighting

Specification subject to change. Rev-05-28-26

Q-CAP ANYBEND-SW

Flexible Fixtures Color Data

2700K 1.0W ENC/CL

2768 K

CRI: 96.0

CRI R9: 89.7

TM30 Rf: 94.4

TM30 Rg: 101.4

CQS: 93.3

X: 0.458

Y: 0.415

U: 0.259

V: 0.353

Δuv: 0.0019

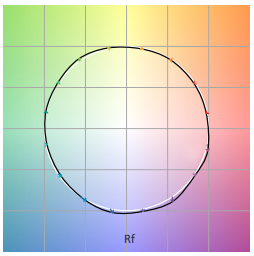

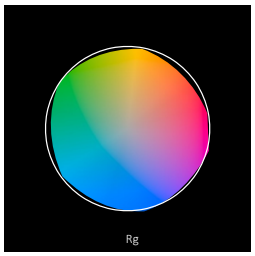

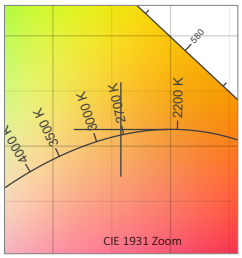

R1	R2	R3	R4	R5	R6	R7	R8	R9	R10	R11	R12	R13	R14	R15
97.7	95.9	91.7	97.6	96.2	94.0	98.0	97.2	89.7	88.6	97.0	79.4	97.0	94.3	96.6
Q1	**Q2**	**Q3**	**Q4**	**Q5**	**Q6**	**Q7**	**Q8**	**Q9**	**Q10**	**Q11**	**Q12**	**Q13**	**Q14**	**Q15**
95.4	97.1	89.1	91.0	93.5	91.9	91.5	95.8	94.7	94.2	93.3	94.4	95.4	94.8	95.1
C1	**C2**	**C3**	**C4**	**C5**	**C6**	**C7**	**C8**	**C9**	**C10**	**C11**	**C12**	**C13**	**C14**	**C15**	**C16**
96.5	97.3	94.4	94.7	94.9	95.2	95.7	97.4	96.9	92.9	89.7	91.3	95.9	93.3	95.7	90.6

TM30

Hue Bin	R_f	Chroma	Hue
1	96	-1%	-1%
2	97	-1%	0%
3	94	-1%	2%
4	95	-1%	2%
5	95	1%	3%
6	95	3%	1%
7	96	0%	-1%
8	97	0%	-2%
9	97	-1%	0%
10	93	-2%	4%
11	90	0%	8%
12	91	4%	4%
13	96	3%	0%
14	93	5%	-2%
15	96	1%	-2%
16	91	2%	-7%

2700K 2.0W ENC/CL

2791 K

CRI: 96.6

CRI R9: 93.7

TM30 Rf: 94.9

TM30 Rg: 102.3

CQS: 93.7

X: 0.454

Y: 0.411

U: 0.259

V: 0.351

Δuv: 0.0008

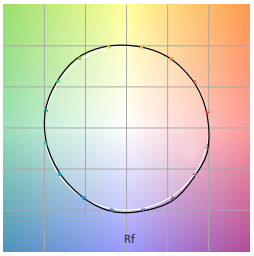

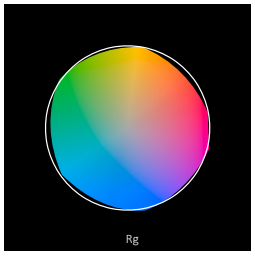

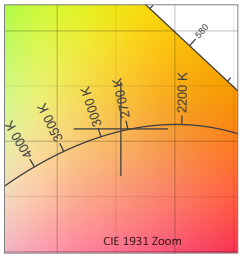

R1	R2	R3	R4	R5	R6	R7	R8	R9	R10	R11	R12	R13	R14	R15
99.0	96.6	92.0	97.0	97.5	95.2	97.5	98.4	93.7	90.2	96.1	83.2	98.2	94.4	98.1
Q1	**Q2**	**Q3**	**Q4**	**Q5**	**Q6**	**Q7**	**Q8**	**Q9**	**Q10**	**Q11**	**Q12**	**Q13**	**Q14**	**Q15**
95.6	97.3	89.6	92.0	93.9	91.4	90.6	95.4	94.9	94.1	95.2	96.2	96.7	96.3	95.8
C1	**C2**	**C3**	**C4**	**C5**	**C6**	**C7**	**C8**	**C9**	**C10**	**C11**	**C12**	**C13**	**C14**	**C15**	**C16**
97.1	97.9	94.3	94.9	94.7	93.8	95.7	95.6	97.2	94.5	91.4	92.0	95.8	94.2	95.5	92.4

TM30

Hue Bin	R_f	Chroma	Hue
1	97	-1%	-1%
2	98	-1%	0%
3	94	0%	3%
4	95	0%	3%
5	95	2%	3%
6	94	4%	1%
7	96	2%	-2%
8	96	1%	-3%
9	97	-1%	-1%
10	94	-2%	3%
11	91	0%	6%
12	92	3%	3%
13	96	3%	0%
14	94	5%	-1%
15	96	2%	-2%
16	92	2%	-6%

2700K 4.0W ENC/CL

2741 K

CRI: 96.8

CRI R9: 90.0

TM30 Rf: 94.6

TM30 Rg: 101.2

CQS: 93.7

X: 0.459

Y: 0.413

U: 0.260

V: 0.352

Δuv: 0.0011

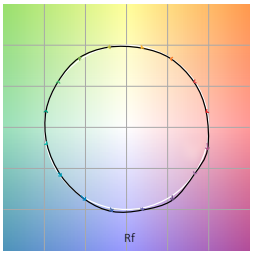

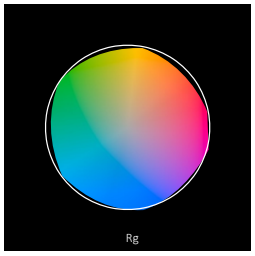

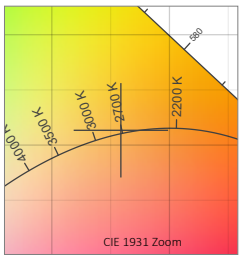

R1	R2	R3	R4	R5	R6	R7	R8	R9	R10	R11	R12	R13	R14	R15
98.3	96.9	92.8	98.2	96.9	95.4	98.7	97.0	90.0	90.5	97.4	81.2	97.9	94.8	97.1
Q1	**Q2**	**Q3**	**Q4**	**Q5**	**Q6**	**Q7**	**Q8**	**Q9**	**Q10**	**Q11**	**Q12**	**Q13**	**Q14**	**Q15**
95.0	96.8	89.4	90.8	93.9	93.2	91.9	95.4	95.0	94.5	94.5	95.5	96.2	95.2	95.2
C1	**C2**	**C3**	**C4**	**C5**	**C6**	**C7**	**C8**	**C9**	**C10**	**C11**	**C12**	**C13**	**C14**	**C15**	**C16**
96.6	97.5	94.9	94.9	94.9	95.7	95.9	98.3	96.8	92.4	89.9	91.7	95.9	93.2	95.7	90.5

TM30

Hue Bin	R_f	Chroma	Hue
1	97	-1%	0%
2	97	-1%	0%
3	95	-1%	2%
4	95	-2%	1%
5	95	0%	3%
6	96	2%	1%
7	96	0%	-1%
8	98	0%	-1%
9	97	-1%	1%
10	92	-1%	5%
11	90	1%	8%
12	92	4%	3%
13	96	2%	-1%
14	93	5%	-3%
15	96	0%	-1%
16	91	2%	-7%

NOTES:
- CRI R values, only R1-R8 are used to calculate RA CRI values
- TM30 C values, 16 binned values out of total of 99 C values
- CQS Q values
- Data subject to change, all data has +/- 5% tolerance

© 2026 QTL. All rights reserved | 155 Hill St. Milford, CT 06460 | 203-367-8777 | sales@QTL.lighting | QTL.lighting

Specification subject to change. Rev-05-28-26

Q-CAP ANYBEND-SW

Flexible Fixtures Color Data

3000K 1.0W ENC/CL

3053 K

CRI: 95.1

CRI R9: 86.9

TM30 Rf: 93.4

TM30 Rg: 100.6

CQS: 93.2

X: 0.437

Y: 0.411

U: 0.248

V: 0.349

Δuv: 0.0027

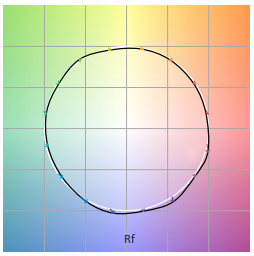

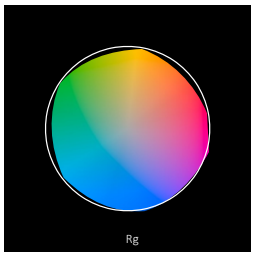

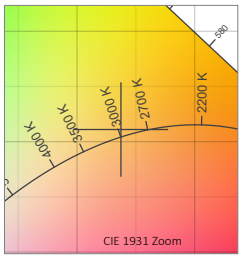

R1	R2	R3	R4	R5	R6	R7	R8	R9	R10	R11	R12	R13	R14	R15
96.2	94.9	91.6	97.1	94.5	92.2	98.1	96.2	86.9	86.5	96.5	74.0	95.6	94.4	95.1
Q1	**Q2**	**Q3**	**Q4**	**Q5**	**Q6**	**Q7**	**Q8**	**Q9**	**Q10**	**Q11**	**Q12**	**Q13**	**Q14**	**Q15**
95.2	97.7	87.9	89.2	92.7	92.7	92.6	96.2	95.1	94.2	93.6	94.6	95.7	94.7	95.3
C1	**C2**	**C3**	**C4**	**C5**	**C6**	**C7**	**C8**	**C9**	**C10**	**C11**	**C12**	**C13**	**C14**	**C15**	**C16**
95.6	96.5	93.8	94.7	92.9	96.3	94.5	98.0	94.9	88.7	87.0	89.9	96.0	92.5	93.2	89.2

TM30

Hue Bin	R_f	Chroma	Hue
1	96	-2%	-1%
2	97	-2%	0%
3	94	-1%	2%
4	95	-2%	2%
5	93	-2%	3%
6	96	2%	1%
7	95	-1%	0%
8	98	-1%	-1%
9	95	-2%	3%
10	89	-2%	6%
11	87	1%	10%
12	90	4%	5%
13	96	3%	0%
14	93	6%	-2%
15	93	2%	-3%
16	89	3%	-9%

3000K 2.0W ENC/CL

3060 K

CRI: 95.2

CRI R9: 88.8

TM30 Rf: 93.5

TM30 Rg: 101.0

CQS: 93.1

X: 0.435

Y: 0.408

U: 0.248

V: 0.348

Δuv: 0.0018

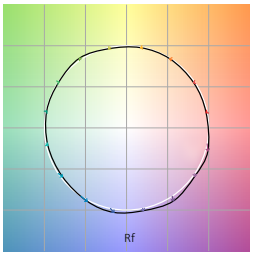

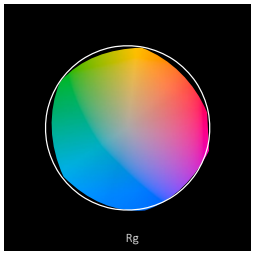

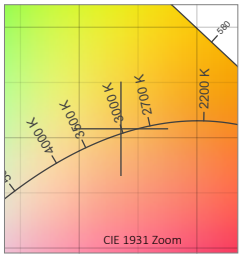

R1	R2	R3	R4	R5	R6	R7	R8	R9	R10	R11	R12	R13	R14	R15
96.4	95.1	91.8	96.7	94.7	92.4	97.9	96.7	88.8	86.9	96.0	75.5	95.8	94.5	95.9
Q1	**Q2**	**Q3**	**Q4**	**Q5**	**Q6**	**Q7**	**Q8**	**Q9**	**Q10**	**Q11**	**Q12**	**Q13**	**Q14**	**Q15**
95.9	97.7	87.5	88.7	92.4	92.4	91.7	95.5	95.1	93.9	94.2	95.3	96.2	95.4	95.6
C1	**C2**	**C3**	**C4**	**C5**	**C6**	**C7**	**C8**	**C9**	**C10**	**C11**	**C12**	**C13**	**C14**	**C15**	**C16**
95.9	96.6	93.3	94.7	93.3	95.8	95.0	97.6	95.3	89.1	87.3	89.9	95.8	92.8	93.7	89.9

TM30

Hue Bin	R_f	Chroma	Hue
1	96	-1%	-1%
2	97	-2%	0%
3	93	-1%	3%
4	95	-1%	2%
5	93	-1%	3%
6	96	2%	1%
7	95	0%	-1%
8	98	-1%	-1%
9	95	-2%	2%
10	89	-2%	6%
11	87	1%	10%
12	90	4%	5%
13	96	3%	1%
14	93	6%	-2%
15	94	2%	-3%
16	90	3%	-8%

3000K 4.0W ENC/CL

3027 K

CRI: 95.6

CRI R9: 88.0

TM30 Rf: 93.3

TM30 Rg: 101.0

CQS: 93.1

X: 0.437

Y: 0.407

U: 0.249

V: 0.348

Δuv: 0.0012

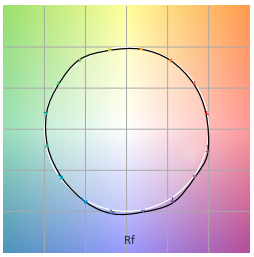

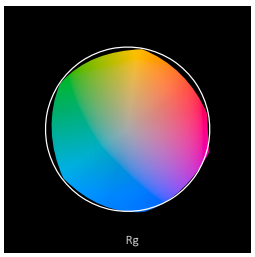

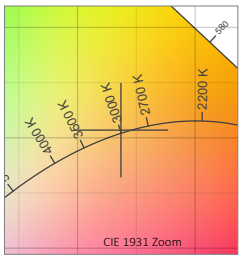

R1	R2	R3	R4	R5	R6	R7	R8	R9	R10	R11	R12	R13	R14	R15
96.9	95.8	92.4	97.0	95.2	93.3	98.2	96.2	88.0	88.3	96.3	76.2	96.5	94.8	96.1
Q1	**Q2**	**Q3**	**Q4**	**Q5**	**Q6**	**Q7**	**Q8**	**Q9**	**Q10**	**Q11**	**Q12**	**Q13**	**Q14**	**Q15**
95.4	97.7	87.5	88.6	92.6	92.9	91.6	95.2	95.3	93.9	94.6	95.7	96.6	95.2	95.4
C1	**C2**	**C3**	**C4**	**C5**	**C6**	**C7**	**C8**	**C9**	**C10**	**C11**	**C12**	**C13**	**C14**	**C15**	**C16**
95.8	96.6	93.5	94.7	92.9	96.0	94.4	97.9	94.9	88.6	87.1	89.9	95.8	92.3	93.2	89.2

TM30

Hue Bin	R_f	Chroma	Hue
1	96	-2%	0%
2	97	-1%	0%
3	94	-1%	3%
4	95	-1%	2%
5	93	-2%	2%
6	96	2%	1%
7	94	-1%	0%
8	98	-1%	-1%
9	95	-2%	3%
10	89	-2%	6%
11	87	1%	10%
12	90	4%	4%
13	96	3%	0%
14	92	6%	-3%
15	93	2%	-3%
16	89	3%	-9%

NOTES:
- CRI R values, only R1-R8 are used to calculate RA CRI values
- TM30 C values, 16 binned values out of total of 99 C values
- CQS Q values
- Data subject to change, all data has +/- 5% tolerance

© 2026 QTL. All rights reserved | 155 Hill St. Milford, CT 06460 | 203-367-8777 | sales@QTL.lighting | QTL.lighting

Specification subject to change. Rev-05-28-26

Q-CAP ANYBEND-SW

Flexible Fixtures Color Data

3500K 1.0W ENC/CL

3390 K

CRI: 98.0

CRI R9: 97.9

TM30 Rf: 93.6

TM30 Rg: 100.5

CQS: 95.9

X: 0.411

Y: 0.392

U: 0.239

V: 0.342

Δuv: -0.0006

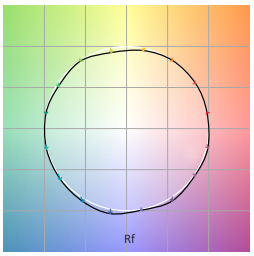

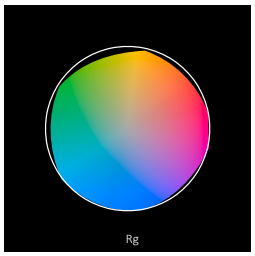

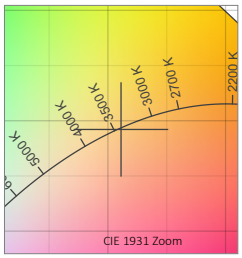

R1	R2	R3	R4	R5	R6	R7	R8	R9	R10	R11	R12	R13	R14	R15
97.6	99.3	96.6	98.7	98.1	97.1	98.6	98.0	97.9	99.3	96.7	80.1	97.9	97.2	97.0
Q1	**Q2**	**Q3**	**Q4**	**Q5**	**Q6**	**Q7**	**Q8**	**Q9**	**Q10**	**Q11**	**Q12**	**Q13**	**Q14**	**Q15**
93.4	97.9	92.3	92.4	95.3	98.2	97.4	98.8	97.8	98.6	99.3	98.4	98.4	97.5	96.1
C1	**C2**	**C3**	**C4**	**C5**	**C6**	**C7**	**C8**	**C9**	**C10**	**C11**	**C12**	**C13**	**C14**	**C15**	**C16**
95.6	97.4	96.6	94.1	92.6	97.1	93.6	97.4	92.4	89.7	89.5	92.1	95.8	93.2	91.8	91.3

TM30

Hue Bin	R_f	Chroma	Hue
1	96	0%	1%
2	97	0%	-1%
3	97	0%	0%
4	94	-3%	-2%
5	93	-6%	0%
6	97	-1%	1%
7	94	-3%	4%
8	97	0%	2%
9	92	0%	5%
10	90	1%	7%
11	89	3%	6%
12	92	5%	1%
13	96	1%	-2%
14	93	4%	-3%
15	92	1%	-2%
16	91	2%	-4%

3500K 2.0W ENC/CL

3393 K

CRI: 97.9

CRI R9: 96.8

TM30 Rf: 94.2

TM30 Rg: 100.8

CQS: 96.2

X: 0.410

Y: 0.390

U: 0.239

V: 0.341

Δuv: -0.0012

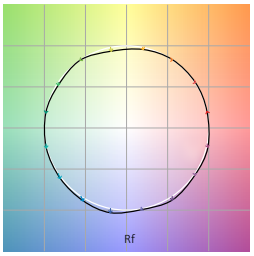

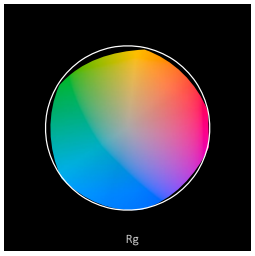

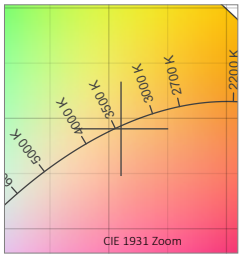

R1	R2	R3	R4	R5	R6	R7	R8	R9	R10	R11	R12	R13	R14	R15
97.4	99.1	96.6	98.5	98.0	97.1	98.9	98.0	96.8	99.5	96.5	81.8	97.6	97.1	96.8
Q1	**Q2**	**Q3**	**Q4**	**Q5**	**Q6**	**Q7**	**Q8**	**Q9**	**Q10**	**Q11**	**Q12**	**Q13**	**Q14**	**Q15**
94.3	98.1	92.4	92.8	95.8	98.7	97.1	98.7	97.7	98.3	99.0	98.8	98.6	97.4	96.4
C1	**C2**	**C3**	**C4**	**C5**	**C6**	**C7**	**C8**	**C9**	**C10**	**C11**	**C12**	**C13**	**C14**	**C15**	**C16**
96.0	97.6	96.8	94.8	93.4	97.2	94.5	98.0	93.4	90.7	90.3	92.6	96.1	93.8	92.6	92.1

TM30

Hue Bin	R_f	Chroma	Hue
1	96	0%	1%
2	98	0%	-1%
3	97	0%	0%
4	95	-2%	-1%
5	93	-5%	0%
6	97	0%	1%
7	94	-2%	3%
8	98	0%	1%
9	93	0%	5%
10	91	1%	6%
11	90	3%	5%
12	93	5%	1%
13	96	1%	-2%
14	94	4%	-3%
15	93	1%	-2%
16	92	2%	-4%

3500K 4.0W ENC/CL

3399 K

CRI: 97.3

CRI R9: 96.1

TM30 Rf: 92.7

TM30 Rg: 99.8

CQS: 95.6

X: 0.410

Y: 0.391

U: 0.239

V: 0.341

Δuv: -0.0011

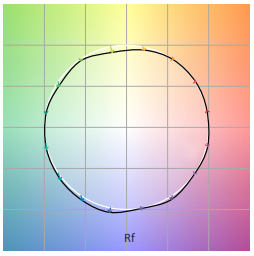

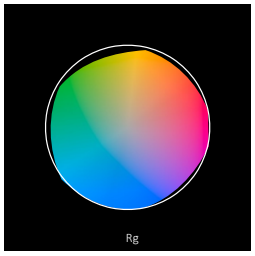

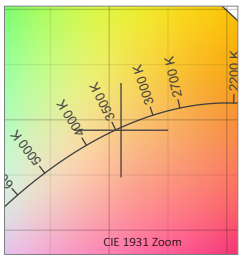

R1	R2	R3	R4	R5	R6	R7	R8	R9	R10	R11	R12	R13	R14	R15
96.8	98.1	98.0	98.1	97.0	96.3	97.3	97.1	96.1	98.1	97.2	79.7	96.8	97.9	96.0
Q1	**Q2**	**Q3**	**Q4**	**Q5**	**Q6**	**Q7**	**Q8**	**Q9**	**Q10**	**Q11**	**Q12**	**Q13**	**Q14**	**Q15**
91.8	97.2	93.3	92.5	94.1	96.2	98.6	99.0	98.3	99.4	99.1	98.3	98.5	97.0	95.0
C1	**C2**	**C3**	**C4**	**C5**	**C6**	**C7**	**C8**	**C9**	**C10**	**C11**	**C12**	**C13**	**C14**	**C15**	**C16**
94.7	96.7	96.0	92.5	91.4	96.6	91.3	96.0	90.6	88.2	89.6	91.9	95.0	93.1	91.2	91.1

TM30

Hue Bin	R_f	Chroma	Hue
1	95	0%	1%
2	97	1%	-1%
3	96	0%	-1%
4	93	-4%	-3%
5	91	-7%	-1%
6	97	-2%	1%
7	91	-4%	5%
8	96	-1%	2%
9	91	1%	7%
10	88	2%	8%
11	90	4%	5%
12	92	5%	0%
13	95	0%	-3%
14	93	3%	-3%
15	91	0%	-1%
16	91	1%	-3%

NOTES:
- CRI R values, only R1-R8 are used to calculate RA CRI values
- TM30 C values, 16 binned values out of total of 99 C values
- CQS Q values
- Data subject to change, all data has +/- 5% tolerance

© 2026 QTL. All rights reserved | 155 Hill St. Milford, CT 06460 | 203-367-8777 | sales@QTL.lighting | QTL.lighting

Specification subject to change. Rev-05-28-26

Q-CAP ANYBEND-SW

Flexible Fixtures Color Data

4000K 1.0W ENC/CL

3967 K

CRI: 97.0

CRI R9: 91.1

TM30 Rf: 92.5

TM30 Rg: 100.2

CQS: 95.2

X: 0.380

Y: 0.371

U: 0.227

V: 0.333

Δuv: -0.0027

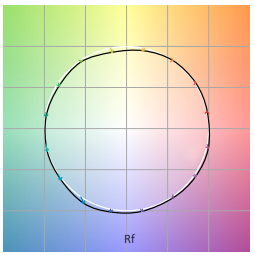

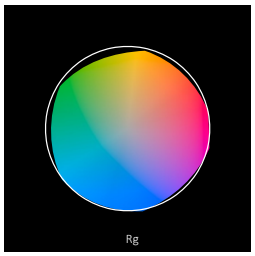

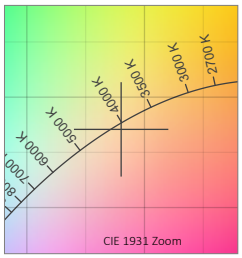

R1	R2	R3	R4	R5	R6	R7	R8	R9	R10	R11	R12	R13	R14	R15
96.4	98.0	96.9	98.5	96.8	95.9	97.7	96.0	91.1	98.5	97.8	75.9	96.6	97.4	94.2
Q1	**Q2**	**Q3**	**Q4**	**Q5**	**Q6**	**Q7**	**Q8**	**Q9**	**Q10**	**Q11**	**Q12**	**Q13**	**Q14**	**Q15**
93.0	98.7	90.6	89.8	93.3	96.7	97.9	99.1	97.7	98.5	98.5	99.8	99.7	97.4	95.6
C1	**C2**	**C3**	**C4**	**C5**	**C6**	**C7**	**C8**	**C9**	**C10**	**C11**	**C12**	**C13**	**C14**	**C15**	**C16**
94.3	96.4	96.3	93.0	91.5	96.0	94.0	92.4	89.2	88.4	87.8	93.2	94.5	94.7	90.6	90.6

TM30

Hue Bin	R_f	Chroma	Hue
1	94	0%	1%
2	96	1%	-1%
3	96	0%	-1%
4	93	-3%	-2%
5	91	-6%	-1%
6	96	-2%	1%
7	94	-3%	3%
8	92	-1%	5%
9	89	0%	8%
10	88	1%	7%
11	88	5%	7%
12	93	3%	1%
13	95	2%	-2%
14	95	2%	1%
15	91	2%	-3%
16	91	2%	-4%

4000K 2.0W ENC/CL

3914 K

CRI: 97.1

CRI R9: 93.9

TM30 Rf: 92.0

TM30 Rg: 99.9

CQS: 95.1

X: 0.383

Y: 0.373

U: 0.228

V: 0.333

Δuv: -0.0025

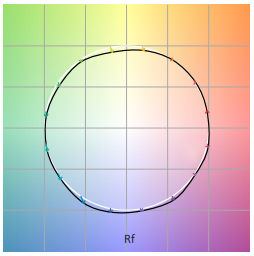

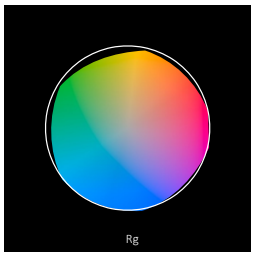

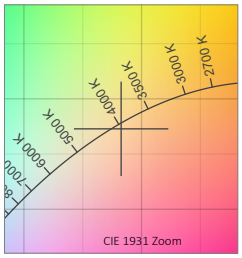

R1	R2	R3	R4	R5	R6	R7	R8	R9	R10	R11	R12	R13	R14	R15
96.6	98.0	97.5	98.2	96.7	95.7	97.1	96.6	93.9	98.5	98.4	75.3	96.8	97.7	94.7
Q1	**Q2**	**Q3**	**Q4**	**Q5**	**Q6**	**Q7**	**Q8**	**Q9**	**Q10**	**Q11**	**Q12**	**Q13**	**Q14**	**Q15**
92.3	98.3	90.8	89.5	92.6	95.9	98.1	98.9	98.0	98.7	98.6	99.7	99.8	97.3	95.5
C1	**C2**	**C3**	**C4**	**C5**	**C6**	**C7**	**C8**	**C9**	**C10**	**C11**	**C12**	**C13**	**C14**	**C15**	**C16**
94.1	96.3	96.2	92.5	91.0	95.8	93.2	91.6	88.3	87.6	87.2	92.1	93.8	94.9	90.8	90.2

TM30

Hue Bin	R_f	Chroma	Hue
1	94	0%	1%
2	96	1%	0%
3	96	0%	-1%
4	93	-3%	-2%
5	91	-6%	-1%
6	96	-2%	1%
7	93	-3%	3%
8	92	-1%	5%
9	88	0%	9%
10	88	1%	8%
11	87	5%	8%
12	92	4%	1%
13	94	2%	-3%
14	95	5%	-1%
15	91	1%	-2%
16	90	2%	-4%

4000K 4.0W ENC/CL

3934 K

CRI: 96.2

CRI R9: 90.0

TM30 Rf: 91.6

TM30 Rg: 99.5

CQS: 95.1

X: 0.381

Y: 0.371

U: 0.228

V: 0.333

Δuv: -0.0029

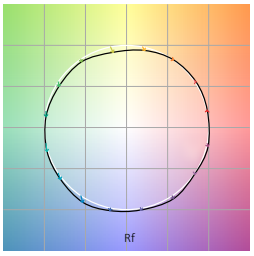

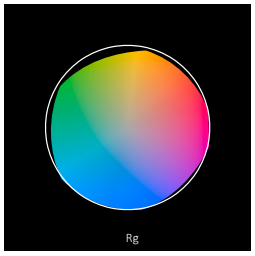

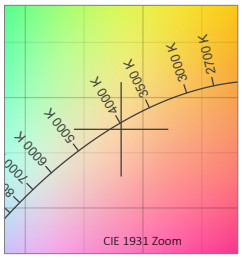

R1	R2	R3	R4	R5	R6	R7	R8	R9	R10	R11	R12	R13	R14	R15
95.3	96.7	98.7	97.2	95.6	94.9	96.1	95.2	90.0	95.5	97.9	75.8	95.3	98.3	93.3
Q1	**Q2**	**Q3**	**Q4**	**Q5**	**Q6**	**Q7**	**Q8**	**Q9**	**Q10**	**Q11**	**Q12**	**Q13**	**Q14**	**Q15**
91.2	97.5	92.3	90.6	92.5	95.2	99.2	99.3	98.5	99.8	99.7	99.4	99.5	96.9	94.5
C1	**C2**	**C3**	**C4**	**C5**	**C6**	**C7**	**C8**	**C9**	**C10**	**C11**	**C12**	**C13**	**C14**	**C15**	**C16**
93.5	95.6	95.5	91.6	90.1	95.1	92.1	90.4	87.4	87.6	88.3	93.1	93.4	95.5	90.6	90.1

TM30

Hue Bin	R_f	Chroma	Hue
1	94	0%	2%
2	96	1%	-1%
3	95	0%	-2%
4	92	-4%	-3%
5	90	-7%	-2%
6	95	-3%	1%
7	92	-4%	4%
8	90	-1%	6%
9	87	1%	10%
10	88	2%	8%
11	88	5%	6%
12	93	3%	0%
13	93	2%	-3%
14	96	4%	-1%
15	91	0%	-1%
16	90	2%	-3%

NOTES:
- CRI R values, only R1-R8 are used to calculate RA CRI values
- TM30 C values, 16 binned values out of total of 99 C values
- CQS Q values
- Data subject to change, all data has +/- 5% tolerance

© 2026 QTL. All rights reserved | 155 Hill St. Milford, CT 06460 | 203-367-8777 | sales@QTL.lighting | QTL.lighting

Specification subject to change. Rev-05-28-26

Q-CAP ANYBEND-SW

Flexible Fixtures Color Data

2400K 1.0W ENC/TL

2413 K

CRI: 92.1

CRI R9: 63.9

TM30 Rf: 90.6

TM30 Rg: 101.8

CQS: 87.1

X: 0.486

Y: 0.415

U: 0.277

V: 0.355

Δuv: 0.0002

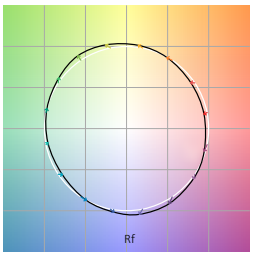



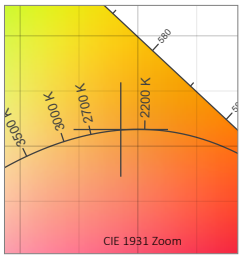

R1	R2	R3	R4	R5	R6	R7	R8	R9	R10	R11	R12	R13	R14	R15
92.9	94.7	93.8	93.0	91.5	93.4	93.4	83.9	63.9	85.5	93.1	80.2	93.2	95.1	89.4
Q1	**Q2**	**Q3**	**Q4**	**Q5**	**Q6**	**Q7**	**Q8**	**Q9**	**Q10**	**Q11**	**Q12**	**Q13**	**Q14**	**Q15**
85.2	93.2	85.0	85.6	87.3	84.8	83.2	87.4	94.0	89.4	89.8	90.2	90.6	85.7	85.1
C1	**C2**	**C3**	**C4**	**C5**	**C6**	**C7**	**C8**	**C9**	**C10**	**C11**	**C12**	**C13**	**C14**	**C15**	**C16**
91.7	91.5	85.4	90.6	92.3	91.1	90.1	92.7	94.1	91.3	89.2	88.5	91.4	87.0	91.9	88.4

TM30			
Hue Bin	R_f	Chroma	Hue
1	92	-4%	-1%
2	91	-4%	3%
3	85	-1%	7%
4	91	2%	6%
5	92	5%	5%
6	91	7%	0%
7	90	3%	-6%
8	93	0%	-5%
9	94	-3%	-2%
10	91	-4%	3%
11	89	0%	8%
12	89	3%	5%
13	91	5%	-5%
14	87	5%	-7%
15	92	2%	-5%
16	88	-2%	-8%

2400K 2.0W ENC/TL

2393 K

CRI: 92.2

CRI R9: 62.8

TM30 Rf: 91.0

TM30 Rg: 101.5

CQS: 87.3

X: 0.488

Y: 0.416

U: 0.278

V: 0.356

Δuv: 0.0003

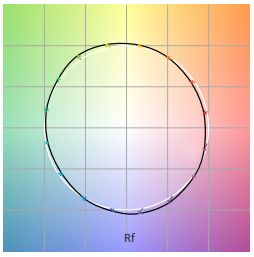

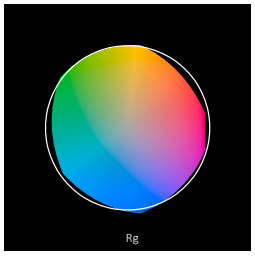

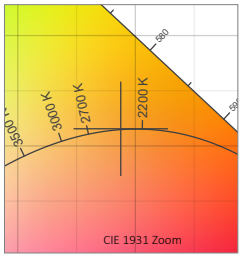

R1	R2	R3	R4	R5	R6	R7	R8	R9	R10	R11	R12	R13	R14	R15
92.9	95.0	94.6	93.2	91.7	94.1	93.0	83.3	62.8	86.4	93.6	81.3	93.4	95.5	89.0
Q1	**Q2**	**Q3**	**Q4**	**Q5**	**Q6**	**Q7**	**Q8**	**Q9**	**Q10**	**Q11**	**Q12**	**Q13**	**Q14**	**Q15**
85.0	92.8	85.4	86.1	87.6	85.3	83.9	87.6	94.0	89.7	90.0	90.3	90.4	85.1	84.7
C1	**C2**	**C3**	**C4**	**C5**	**C6**	**C7**	**C8**	**C9**	**C10**	**C11**	**C12**	**C13**	**C14**	**C15**	**C16**
91.4	91.8	86.1	91.3	93.0	91.7	90.9	93.5	94.6	91.7	89.7	88.9	91.2	86.7	92.2	88.1

TM30			
Hue Bin	R_f	Chroma	Hue
1	91	-4%	-1%
2	92	-4%	3%
3	86	-1%	7%
4	91	2%	5%
5	93	4%	5%
6	92	6%	0%
7	91	2%	-5%
8	94	0%	-4%
9	95	-3%	-2%
10	92	-4%	3%
11	90	0%	7%
12	89	3%	4%
13	91	5%	-6%
14	87	5%	-8%
15	92	1%	-5%
16	88	-2%	-9%

2400K 4.0W ENC/TL

2479 K

CRI: 92.9

CRI R9: 65.8

TM30 Rf: 90.3

TM30 Rg: 103.0

CQS: 87.4

X: 0.476

Y: 0.410

U: 0.274

V: 0.353

Δuv: -0.0014

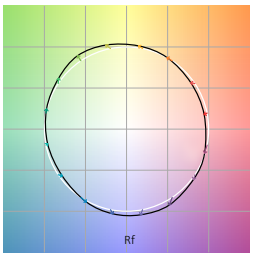



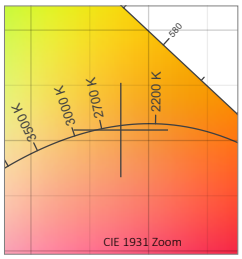

R1	R2	R3	R4	R5	R6	R7	R8	R9	R10	R11	R12	R13	R14	R15
94.1	95.8	94.7	93.5	92.9	94.7	92.8	84.4	65.8	87.9	93.8	81.8	94.6	95.6	90.6
Q1	**Q2**	**Q3**	**Q4**	**Q5**	**Q6**	**Q7**	**Q8**	**Q9**	**Q10**	**Q11**	**Q12**	**Q13**	**Q14**	**Q15**
86.1	94.0	84.6	85.7	88.7	85.8	82.3	86.7	95.1	89.5	89.4	89.5	90.4	87.2	86.3
C1	**C2**	**C3**	**C4**	**C5**	**C6**	**C7**	**C8**	**C9**	**C10**	**C11**	**C12**	**C13**	**C14**	**C15**	**C16**
92.1	91.5	86.0	90.1	92.1	90.1	89.8	92.5	94.8	91.3	88.1	88.4	90.9	85.7	91.8	86.8

TM30			
Hue Bin	R_f	Chroma	Hue
1	92	-4%	-1%
2	91	-4%	3%
3	86	0%	7%
4	90	2%	5%
5	92	5%	5%
6	90	7%	0%
7	90	3%	-5%
8	92	0%	-5%
9	95	-2%	-1%
10	91	-3%	4%
11	88	1%	9%
12	88	4%	4%
13	91	6%	-4%
14	86	6%	-8%
15	92	2%	-6%
16	87	-1%	-10%

NOTES:
- CRI R values, only R1-R8 are used to calculate RA CRI values
- TM30 C values, 16 binned values out of total of 99 C values
- CQS Q values
- Data subject to change, all data has +/- 5% tolerance

© 2026 QTL. All rights reserved | 155 Hill St. Milford, CT 06460 | 203-367-8777 | sales@QTL.lighting | QTL.lighting

Specification subject to change. Rev-05-28-26

Q-CAP ANYBEND-SW

Flexible Fixtures Color Data

2700K 2.0W ENC/TL

2769 K

CRI: 95.6

CRI R9: 85.1

TM30 Rf: 94.1

TM30 Rg: 99.6

CQS: 92.8

X: 0.460

Y: 0.419

U: 0.259

V: 0.354

Δuv: 0.0032

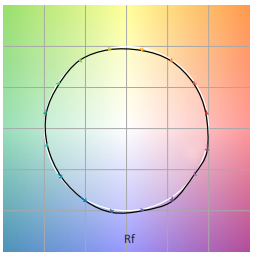

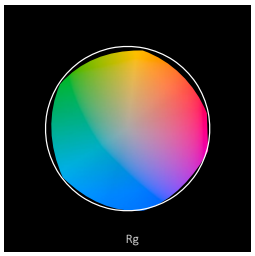

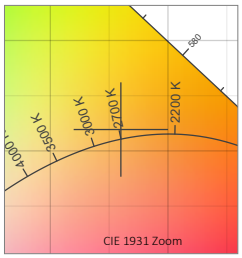

R1	R2	R3	R4	R5	R6	R7	R8	R9	R10	R11	R12	R13	R14	R15
96.5	95.4	92.4	97.9	94.9	93.5	98.9	95.2	85.1	87.7	97.9	77.6	95.9	94.7	94.7
Q1	**Q2**	**Q3**	**Q4**	**Q5**	**Q6**	**Q7**	**Q8**	**Q9**	**Q10**	**Q11**	**Q12**	**Q13**	**Q14**	**Q15**
93.9	96.8	90.0	90.9	93.3	93.3	94.2	97.0	93.9	91.3	90.4	92.0	93.9	93.2	94.3
C1	**C2**	**C3**	**C4**	**C5**	**C6**	**C7**	**C8**	**C9**	**C10**	**C11**	**C12**	**C13**	**C14**	**C15**	**C16**
95.6	96.6	95.0	94.1	94.7	97.1	95.1	98.4	95.6	91.2	89.2	91.8	96.4	93.2	95.3	90.1

TM30			
Hue Bin	R_f	Chroma	Hue
1	96	-2%	0%
2	97	-2%	0%
3	95	-1%	2%
4	94	-3%	1%
5	95	-2%	3%
6	97	1%	1%
7	95	-2%	1%
8	98	-1%	0%
9	96	-2%	2%
10	91	-1%	6%
11	89	1%	8%
12	92	4%	3%
13	96	2%	-1%
14	93	4%	-3%
15	95	0%	-1%
16	90	1%	-8%

2700K 4.0W ENC/TL

2753 K

CRI: 95.1

CRI R9: 82.9

TM30 Rf: 94.1

TM30 Rg: 100.3

CQS: 92.7

X: 0.461

Y: 0.418

U: 0.260

V: 0.354

Δuv: 0.0027

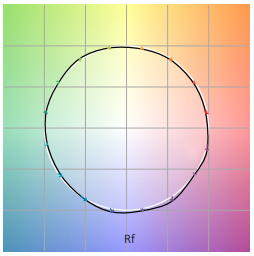

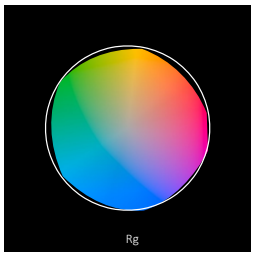

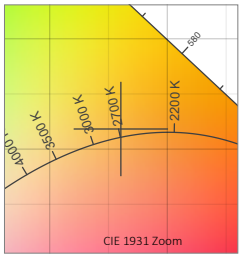

R1	R2	R3	R4	R5	R6	R7	R8	R9	R10	R11	R12	R13	R14	R15
96.1	95.1	92.2	97.3	94.6	93.2	98.2	94.2	82.9	87.1	97.3	77.8	95.6	94.6	94.2
Q1	**Q2**	**Q3**	**Q4**	**Q5**	**Q6**	**Q7**	**Q8**	**Q9**	**Q10**	**Q11**	**Q12**	**Q13**	**Q14**	**Q15**
93.9	96.8	89.2	90.6	92.8	92.1	92.6	96.1	94.8	92.8	91.3	92.7	94.2	92.6	93.4
C1	**C2**	**C3**	**C4**	**C5**	**C6**	**C7**	**C8**	**C9**	**C10**	**C11**	**C12**	**C13**	**C14**	**C15**	**C16**
95.3	96.3	94.1	94.5	95.0	96.3	95.6	98.4	96.3	91.9	89.2	91.3	95.8	92.7	95.6	89.8

TM30			
Hue Bin	R_f	Chroma	Hue
1	95	-2%	-1%
2	96	-2%	0%
3	94	-1%	2%
4	95	-2%	2%
5	95	0%	3%
6	96	2%	1%
7	96	-1%	-1%
8	98	0%	-1%
9	96	-2%	1%
10	92	-2%	5%
11	89	0%	8%
12	91	4%	3%
13	96	2%	-1%
14	93	5%	-3%
15	96	0%	-2%
16	90	1%	-8%

NOTES:
- CRI R values, only R1-R8 are used to calculate RA CRI values
- TM30 C values, 16 binned values out of total of 99 C values
- CQS Q values
- Data subject to change, all data has +/- 5% tolerance

© 2026 QTL. All rights reserved | 155 Hill St. Milford, CT 06460 | 203-367-8777 | sales@QTL.lighting | QTL.lighting

Specification subject to change. Rev-05-28-26

Q-CAP ANYBEND-SW

Flexible Fixtures Color Data

3000K 1.0W ENC/TL

3039 K

CRI: 96.4

CRI R9: 94.2

TM30 Rf: 93.5

TM30 Rg: 102.7

CQS: 92.9

X: 0.433

Y: 0.401

U: 0.250

V: 0.346

Δuv: -0.0008

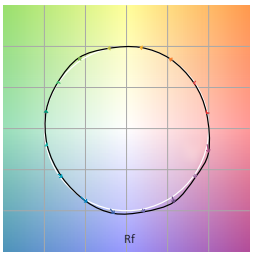

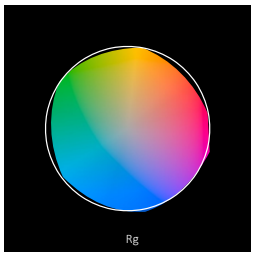

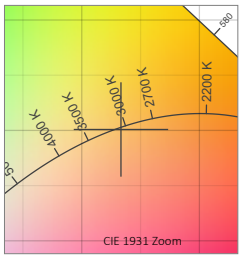

R1	R2	R3	R4	R5	R6	R7	R8	R9	R10	R11	R12	R13	R14	R15
98.5	96.7	92.3	96.8	97.0	94.3	97.5	98.2	94.2	90.2	95.8	78.9	97.9	94.7	98.5
Q1	**Q2**	**Q3**	**Q4**	**Q5**	**Q6**	**Q7**	**Q8**	**Q9**	**Q10**	**Q11**	**Q12**	**Q13**	**Q14**	**Q15**
96.8	97.7	86.8	88.8	93.3	92.2	89.8	94.5	95.2	93.2	94.2	95.8	97.2	96.9	96.7
C1	**C2**	**C3**	**C4**	**C5**	**C6**	**C7**	**C8**	**C9**	**C10**	**C11**	**C12**	**C13**	**C14**	**C15**	**C16**
96.7	97.2	92.8	94.2	93.0	94.0	94.9	96.5	96.1	90.4	87.6	89.3	95.2	92.3	93.5	89.4

TM30			
Hue Bin	R_f	Chroma	Hue
1	97	-1%	-1%
2	97	-1%	1%
3	93	0%	3%
4	94	0%	3%
5	93	0%	3%
6	94	4%	0%
7	95	1%	-1%
8	97	0%	-2%
9	96	-1%	1%
10	90	-2%	5%
11	88	1%	9%
12	89	4%	5%
13	95	3%	1%
14	92	6%	-2%
15	93	3%	-3%
16	89	3%	-8%

3000K 2.0W ENC/TL

3059 K

CRI: 96.6

CRI R9: 95.0

TM30 Rf: 93.7

TM30 Rg: 102.7

CQS: 93.0

X: 0.431

Y: 0.399

U: 0.249

V: 0.346

Δuv: -0.0013

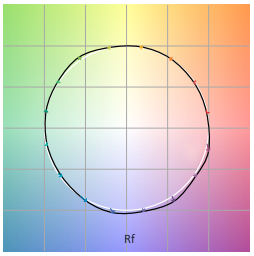

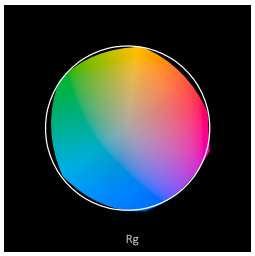

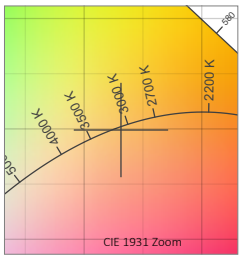

R1	R2	R3	R4	R5	R6	R7	R8	R9	R10	R11	R12	R13	R14	R15
98.6	97.0	92.6	96.8	97.2	94.6	97.5	98.4	95.0	90.8	95.9	80.0	98.1	94.9	98.9
Q1	**Q2**	**Q3**	**Q4**	**Q5**	**Q6**	**Q7**	**Q8**	**Q9**	**Q10**	**Q11**	**Q12**	**Q13**	**Q14**	**Q15**
97.0	97.7	86.9	88.9	93.4	92.4	89.9	94.4	95.3	93.2	93.9	95.5	97.0	97.1	96.9
C1	**C2**	**C3**	**C4**	**C5**	**C6**	**C7**	**C8**	**C9**	**C10**	**C11**	**C12**	**C13**	**C14**	**C15**	**C16**
96.9	97.3	92.8	94.2	93.2	94.0	95.1	96.4	96.3	90.8	88.2	89.7	95.3	92.6	93.8	90.2

TM30			
Hue Bin	R_f	Chroma	Hue
1	97	-1%	-1%
2	97	-1%	1%
3	93	0%	4%
4	94	0%	3%
5	93	0%	3%
6	94	4%	0%
7	95	1%	-1%
8	96	0%	-2%
9	96	-1%	1%
10	91	-2%	5%
11	88	1%	9%
12	90	4%	5%
13	95	3%	1%
14	93	6%	-1%
15	94	2%	-3%
16	90	3%	-8%

3000K 4.0W ENC/TL

2903 K

CRI: 97.0

CRI R9: 94.8

TM30 Rf: 93.8

TM30 Rg: 102.6

CQS: 93.1

X: 0.442

Y: 0.403

U: 0.255

V: 0.348

Δuv: -0.0012

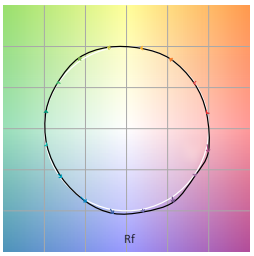



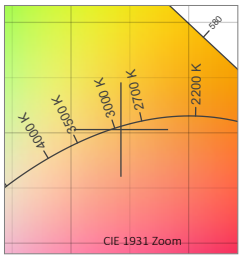

R1	R2	R3	R4	R5	R6	R7	R8	R9	R10	R11	R12	R13	R14	R15
99.1	97.5	93.0	97.2	97.8	95.5	97.9	98.5	94.8	91.9	96.1	81.0	98.7	95.0	99.1
Q1	**Q2**	**Q3**	**Q4**	**Q5**	**Q6**	**Q7**	**Q8**	**Q9**	**Q10**	**Q11**	**Q12**	**Q13**	**Q14**	**Q15**
96.6	97.6	87.5	89.4	93.8	92.5	89.6	94.1	95.4	93.4	94.3	95.7	97.0	96.7	96.7
C1	**C2**	**C3**	**C4**	**C5**	**C6**	**C7**	**C8**	**C9**	**C10**	**C11**	**C12**	**C13**	**C14**	**C15**	**C16**
97.0	97.4	93.2	93.8	94.1	94.1	94.7	96.6	96.7	91.6	88.6	90.2	95.4	92.6	95.5	89.7

TM30			
Hue Bin	R_f	Chroma	Hue
1	97	-1%	-1%
2	97	-1%	1%
3	93	0%	3%
4	94	-1%	2%
5	94	2%	3%
6	94	4%	0%
7	95	1%	-1%
8	97	0%	-2%
9	97	-1%	1%
10	92	-1%	5%
11	89	1%	9%
12	90	4%	4%
13	95	3%	0%
14	93	6%	-2%
15	96	1%	-1%
16	90	3%	-8%

NOTES:
- CRI R values, only R1-R8 are used to calculate RA CRI values
- TM30 C values, 16 binned values out of total of 99 C values
- CQS Q values
- Data subject to change, all data has +/- 5% tolerance

© 2026 QTL. All rights reserved | 155 Hill St. Milford, CT 06460 | 203-367-8777 | sales@QTL.lighting | QTL.lighting

Q-CAP ANYBEND-SW

Flexible Fixtures Color Data

3500K 1.0W ENC/TL

3459 K

CRI: 98.1

CRI R9: 98.0

TM30 Rf: 93.3

TM30 Rg: 99.6

CQS: 95.8

X: 0.407

Y: 0.390

U: 0.237

V: 0.341

Δuv: -0.0006

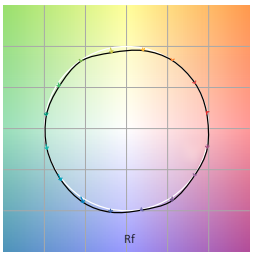

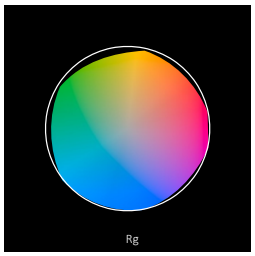

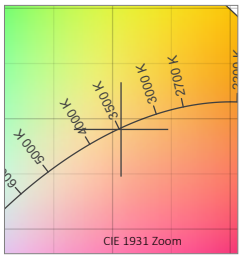

R1	R2	R3	R4	R5	R6	R7	R8	R9	R10	R11	R12	R13	R14	R15
98.6	99.6	97.1	98.9	97.9	97.2	97.9	97.9	98.0	98.4	98.8	79.1	98.9	97.5	97.5
Q1	**Q2**	**Q3**	**Q4**	**Q5**	**Q6**	**Q7**	**Q8**	**Q9**	**Q10**	**Q11**	**Q12**	**Q13**	**Q14**	**Q15**
93.4	98.2	92.2	91.5	94.1	96.7	97.7	98.5	98.4	98.6	98.8	99.7	99.8	97.9	96.4
C1	**C2**	**C3**	**C4**	**C5**	**C6**	**C7**	**C8**	**C9**	**C10**	**C11**	**C12**	**C13**	**C14**	**C15**	**C16**
95.2	97.4	96.8	93.7	92.4	97.2	92.9	95.1	91.9	88.5	89.2	93.0	95.8	93.3	91.9	91.6

TM30

Hue Bin	R_f	Chroma	Hue
1	95	-1%	1%
2	97	0%	0%
3	97	0%	0%
4	94	-3%	-2%
5	92	-6%	0%
6	97	-1%	1%
7	93	-3%	3%
8	95	-1%	3%
9	92	0%	6%
10	88	1%	8%
11	89	4%	6%
12	93	4%	1%
13	96	1%	-3%
14	93	4%	-3%
15	92	1%	-2%
16	92	1%	-4%

3500K 2.0W ENC/TL

3414 K

CRI: 97.9

CRI R9: 95.0

TM30 Rf: 93.0

TM30 Rg: 99.3

CQS: 95.4

X: 0.410

Y: 0.392

U: 0.238

V: 0.342

Δuv: -0.0006

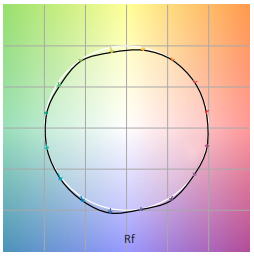

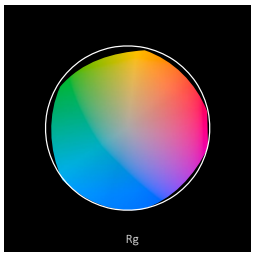

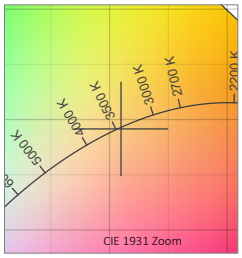

R1	R2	R3	R4	R5	R6	R7	R8	R9	R10	R11	R12	R13	R14	R15
98.9	99.6	97.8	98.1	97.7	97.1	97.2	96.8	95.0	98.6	99.1	79.4	99.2	97.9	97.6
Q1	**Q2**	**Q3**	**Q4**	**Q5**	**Q6**	**Q7**	**Q8**	**Q9**	**Q10**	**Q11**	**Q12**	**Q13**	**Q14**	**Q15**
92.6	97.5	92.3	91.1	93.3	95.7	97.7	98.0	98.5	98.5	98.3	99.0	99.1	97.4	95.8
C1	**C2**	**C3**	**C4**	**C5**	**C6**	**C7**	**C8**	**C9**	**C10**	**C11**	**C12**	**C13**	**C14**	**C15**	**C16**
94.7	97.1	96.7	93.5	92.2	97.0	92.3	96.1	91.1	88.0	89.1	92.1	95.1	92.8	91.5	91.3

TM30

Hue Bin	R_f	Chroma	Hue
1	95	-1%	1%
2	97	0%	0%
3	97	0%	0%
4	93	-3%	-2%
5	92	-6%	0%
6	97	-1%	1%
7	92	-4%	4%
8	96	-1%	2%
9	91	0%	6%
10	88	1%	8%
11	89	3%	6%
12	92	5%	0%
13	95	1%	-3%
14	93	3%	-4%
15	91	0%	-2%
16	91	1%	-4%

3500K 4.0W ENC/TL

3415 K

CRI: 97.6

CRI R9: 96.9

TM30 Rf: 92.3

TM30 Rg: 99.1

CQS: 95.2

X: 0.410

Y: 0.391

U: 0.238

V: 0.341

Δuv: -0.0008

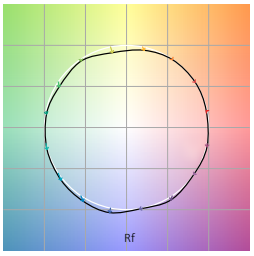

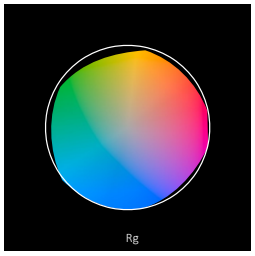

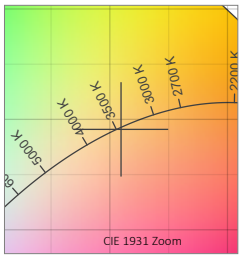

R1	R2	R3	R4	R5	R6	R7	R8	R9	R10	R11	R12	R13	R14	R15
98.2	98.8	98.4	97.9	97.4	96.7	96.6	96.8	96.9	99.7	99.4	78.6	98.2	98.1	97.1
Q1	**Q2**	**Q3**	**Q4**	**Q5**	**Q6**	**Q7**	**Q8**	**Q9**	**Q10**	**Q11**	**Q12**	**Q13**	**Q14**	**Q15**
91.5	97.0	92.7	91.1	92.8	95.0	98.4	98.4	98.7	99.1	99.0	99.5	99.5	97.1	95.2
C1	**C2**	**C3**	**C4**	**C5**	**C6**	**C7**	**C8**	**C9**	**C10**	**C11**	**C12**	**C13**	**C14**	**C15**	**C16**
94.2	96.8	96.7	92.5	91.2	96.3	90.7	95.3	89.9	87.0	88.9	91.7	94.6	92.5	90.8	90.6

TM30

Hue Bin	R_f	Chroma	Hue
1	94	-1%	1%
2	97	0%	0%
3	97	0%	-1%
4	92	-4%	-3%
5	91	-7%	-1%
6	96	-2%	1%
7	91	-4%	4%
8	95	-1%	3%
9	90	0%	7%
10	87	2%	9%
11	89	4%	6%
12	92	6%	0%
13	95	0%	-4%
14	92	3%	-4%
15	91	0%	-2%
16	91	1%	-4%

NOTES:
- CRI R values, only R1-R8 are used to calculate RA CRI values
- TM30 C values, 16 binned values out of total of 99 C values
- CQS Q values
- Data subject to change, all data has +/- 5% tolerance

© 2026 QTL. All rights reserved | 155 Hill St. Milford, CT 06460 | 203-367-8777 | sales@QTL.lighting | QTL.lighting

Specification subject to change. Rev-05-28-26

Q-CAP ANYBEND-SW

Flexible Fixtures Color Data

4000K 1.0W ENC/TL

4097 K

CRI: 97.5

CRI R9: 97.5

TM30 Rf: 91.9

TM30 Rg: 99.2

CQS: 94.9

X: 0.377

Y: 0.375

U: 0.223

V: 0.333

Δuv: 0.0002

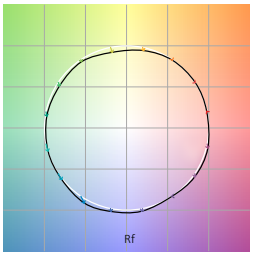

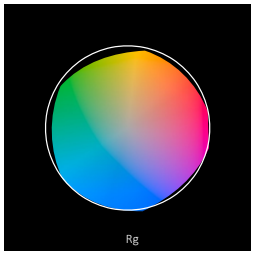

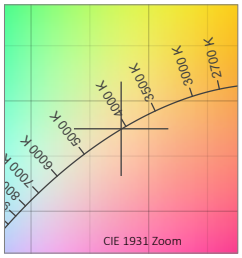

R1	R2	R3	R4	R5	R6	R7	R8	R9	R10	R11	R12	R13	R14	R15
98.4	99.9	96.5	97.6	96.8	96.2	97.4	97.0	97.5	97.5	98.6	72.2	98.8	97.4	95.8
Q1	**Q2**	**Q3**	**Q4**	**Q5**	**Q6**	**Q7**	**Q8**	**Q9**	**Q10**	**Q11**	**Q12**	**Q13**	**Q14**	**Q15**
91.9	98.2	90.5	89.0	92.3	95.0	98.2	98.9	98.1	98.7	99.0	99.5	99.1	98.3	95.9
C1	**C2**	**C3**	**C4**	**C5**	**C6**	**C7**	**C8**	**C9**	**C10**	**C11**	**C12**	**C13**	**C14**	**C15**	**C16**
94.3	96.9	96.3	92.4	90.7	95.7	93.0	91.7	88.3	87.0	86.8	93.6	93.8	94.6	89.7	89.9

TM30			
Hue Bin	R_f	Chroma	Hue
1	94	0%	1%
2	97	0%	-1%
3	96	0%	-1%
4	92	-4%	-2%
5	91	-6%	-1%
6	96	-3%	1%
7	93	-4%	3%
8	92	-2%	5%
9	88	-1%	9%
10	87	0%	8%
11	87	5%	8%
12	94	3%	1%
13	94	3%	-2%
14	95	0%	0%
15	90	2%	-4%
16	90	2%	-5%

4000K 2.0W ENC/TL

4080 K

CRI: 97.5

CRI R9: 96.8

TM30 Rf: 92.1

TM30 Rg: 99.4

CQS: 95.0

X: 0.377

Y: 0.373

U: 0.224

V: 0.333

Δuv: -0.0008

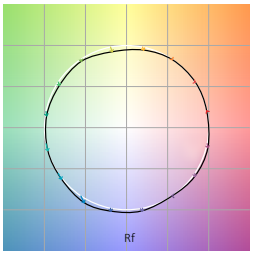

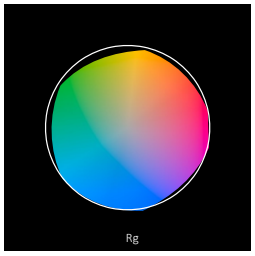

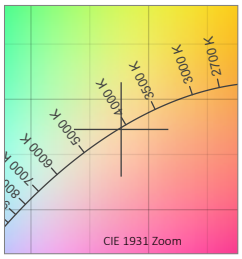

R1	R2	R3	R4	R5	R6	R7	R8	R9	R10	R11	R12	R13	R14	R15
98.0	99.4	96.8	97.9	97.0	96.2	97.4	97.1	96.8	98.6	98.7	73.5	98.3	97.5	95.7
Q1	**Q2**	**Q3**	**Q4**	**Q5**	**Q6**	**Q7**	**Q8**	**Q9**	**Q10**	**Q11**	**Q12**	**Q13**	**Q14**	**Q15**
92.3	98.3	90.5	89.1	92.5	95.4	98.1	98.9	98.1	98.7	98.7	100.0	99.6	98.0	95.9
C1	**C2**	**C3**	**C4**	**C5**	**C6**	**C7**	**C8**	**C9**	**C10**	**C11**	**C12**	**C13**	**C14**	**C15**	**C16**
94.4	96.8	96.3	92.6	91.0	95.9	93.2	91.9	88.5	87.4	87.1	93.6	93.8	94.7	89.9	90.0

TM30			
Hue Bin	R_f	Chroma	Hue
1	94	0%	1%
2	97	0%	0%
3	96	0%	0%
4	93	-3%	-2%
5	91	-6%	-1%
6	96	-2%	1%
7	93	-4%	3%
8	92	-2%	5%
9	89	-1%	9%
10	87	1%	8%
11	87	5%	8%
12	94	3%	1%
13	94	3%	-2%
14	95	0%	0%
15	90	2%	-3%
16	90	2%	-5%

4000K 4.0W ENC/TL

4048 K

CRI: 97.3

CRI R9: 97.0

TM30 Rf: 91.8

TM30 Rg: 99.2

CQS: 94.8

X: 0.378

Y: 0.372

U: 0.225

V: 0.333

Δuv: -0.0013

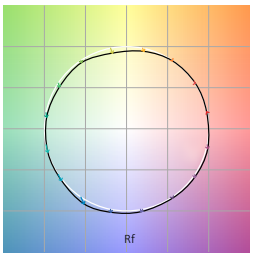

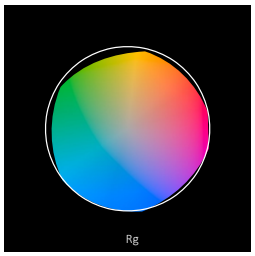

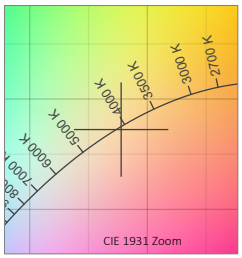

R1	R2	R3	R4	R5	R6	R7	R8	R9	R10	R11	R12	R13	R14	R15
97.8	99.0	97.5	97.5	96.8	96.1	97.0	96.9	97.0	99.4	98.8	73.7	98.1	97.8	95.6
Q1	**Q2**	**Q3**	**Q4**	**Q5**	**Q6**	**Q7**	**Q8**	**Q9**	**Q10**	**Q11**	**Q12**	**Q13**	**Q14**	**Q15**
92.0	98.1	90.6	88.9	92.0	94.9	98.2	98.7	98.3	98.8	98.6	99.6	99.9	97.8	95.7
C1	**C2**	**C3**	**C4**	**C5**	**C6**	**C7**	**C8**	**C9**	**C10**	**C11**	**C12**	**C13**	**C14**	**C15**	**C16**
94.0	96.5	96.2	92.3	90.7	95.6	92.7	91.3	87.9	86.9	87.0	92.8	93.6	94.5	89.6	89.8

TM30			
Hue Bin	R_f	Chroma	Hue
1	94	0%	1%
2	96	0%	0%
3	96	0%	-1%
4	92	-3%	-2%
5	91	-6%	-1%
6	96	-3%	1%
7	93	-4%	3%
8	91	-2%	5%
9	88	0%	9%
10	87	1%	8%
11	87	5%	8%
12	93	3%	1%
13	94	2%	-3%
14	95	1%	0%
15	90	2%	-4%
16	90	2%	-5%

NOTES:
- CRI R values, only R1-R8 are used to calculate RA CRI values
- TM30 C values, 16 binned values out of total of 99 C values
- CQS Q values
- Data subject to change, all data has +/- 5% tolerance

© 2026 QTL. All rights reserved | 155 Hill St. Milford, CT 06460 | 203-367-8777 | sales@QTL.lighting | QTL.lighting

Specification subject to change. Rev-05-28-26

MATERIAL RECYCLING

Q-CAP FLEXIBLE FIXTURES

You may be done with your products, but chances are they still have more to give. Follow these instructions to break down and sort recyclable components. Check with local recycling collection to ensure they accept the materials listed below.

Additionally, Q-Tran offers a Takeback Program. Contact factory for information.

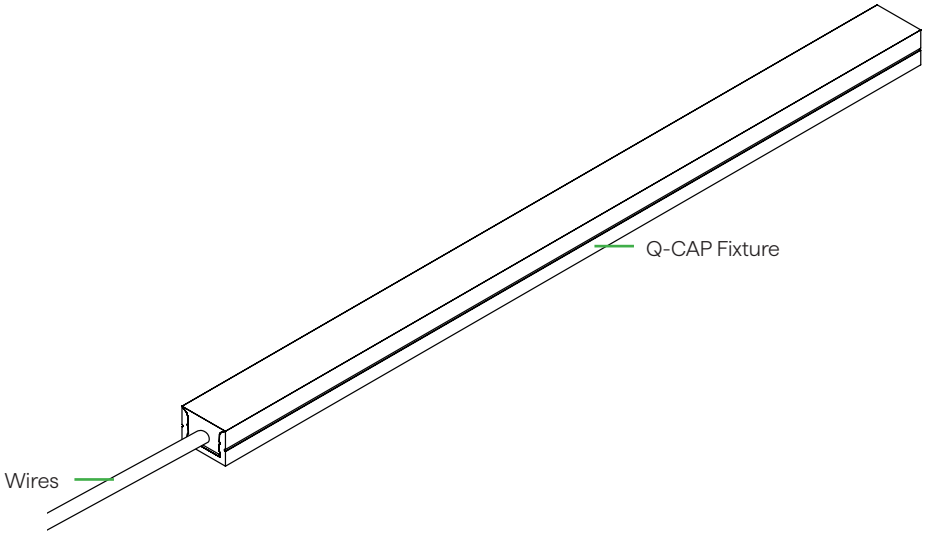

E

Q-CAP Fixture
Wires

© 2024 QTL. All rights reserved | 155 Hill St. Milford, CT 06460 | 203-367-8777 | sales@QTL.lighting | QTL.lighting