Q-CAP WURM™ STATIC WHITE

24VDC Flexible Fixtures





- Flexible encapsulated fixture
- Both helical bend and up/down bend
- 6" bend radius
- Interior and exterior rated (not including FC)
- Two mounting options available
- Do not cut Non-Field Cuttable Q-CAP flexible fixtures

ORDERING PROCESS

(A) Specify Non-Field Cuttable Q-CAP

(B) (Optional) Specify field cuttable 4' piece - used to adjust total run length in the field (dry applications only)

A. NON-FIELD CUTTABLE Q-CAP

INFORMATION REQUIRED FOR LIGHTING SCHEDULE

A1	A2	A3	A4	A5	A6
PRODUCT	MOUNTING	RATED	CCT	WATTAGE	LENS

ADDITIONAL INFORMATION REQUIRED TO ORDER

A7	A8	A9	A10	A11	A12
WIRE INPUT/ OUTPUT	CONNECTOR/ WIRE IN	CONNECTOR/ WIRE OUT	END CAPS	LENGTH (IN)	EXACT/ OPTIMAL
			WH		

Sample Part Number: **WURM-SW-WSCS-DRY-30-5.0-ENC/CL-P1-BW-BW-N/A-48"-E**

A1 PRODUCT

WURM-SW
WURM-SW-USA

Select USA option for BA, BAA and BABA projects.

See last page for compatible power supplies.

A2 MOUNTING

MCS	Magnetic Clip Small
WSCS	White Snug Clip Small
BN-UD-SST-16'	16' BENDIT Up/Down Stainless Steel Channel
BN-UD-SST-32'	32' BENDIT Up/Down Stainless Steel Channel
BN-UD-WH-16'	16' BENDIT Up/Down White Stainless Channel
BN-UD-WH-32'	32' BENDIT Up/Down White Stainless Channel

White snug clip only for indirect cove use, not intended for hanging fixtures upside down.

A3 RATED

DRY	IP20
WET	IP67

A4 CCT

22	2200K
24	2400K
27	2700K
30	3000K
35	3500K
40	4000K

A5 WATTAGE

1.5	1.5W-SO
3.0	3.0W-HO
5.0	5.0W-VHO

SO: Standard Output
HO: High Output
VHO: Very High Output

1.5HE	1.5WHE-SO
3.0HE	3.0WHE-HO
6.0HE	6.0WHE-VHO

SO: Standard Output
HO: High Output
VHO: Very High Output

A6 LENS

ENC/CL	Encapsulated in Clear
ENC/TL	Encapsulated in Translucent

For representation of LED visibility, see Diode Visibility section on following pages

ENC/CL	Encapsulated in Clear

For representation of LED visibility, see Diode Visibility section on following pages

A7 WIRE INPUT/OUTPUT

SINGLE (Input only)

S1	End Feed

PASS THROUGH (Input/Output)

P1	End Feed

A8 CONNECTOR/WIRE IN

BW	Bare Wire (Standard 24")
BRL	Barrel
CON6	Connector 6"
CON24	Connector 24"

BW: Standard length is 24", Max length is 120". Request custom length by writing in part number next to BW (example: BW48)

BW	Bare Wire (Standard 24")
BRL	Barrel
CON6	Connector 6"
CON24	Connector 24"

BW: Standard length is 24", Max length is 120". Request custom length by writing in part number next to BW (example: BW48)

A9 CONNECTOR/WIRE OUT

N/A	Closed End (No feed)

BW	Bare Wire (Standard 24")
BRL	Barrel
CON6	Connector 6"
CON24	Connector 24"

BW: Standard length is 24", Max length is 120". Request custom length by writing in part number next to BW (example: BW48)

A10 END CAPS

Single

WH	White

Pass Through

N/A	Not Applicable

A11 LENGTH (IN)

Minimum length is 12", maximum length is 191" not including end caps. Contact us for lengths under 12".
SW: Available in 1" increments.
SW-HE: Available in 2" increments.

A12 EXACT/OPTIMAL

O	Optimal Illumination
E	Exact Specified Length

Exact fixtures are the exact length specified +0 -1/8". Optimal fixtures' length is rounded down with illumination end to end. See Exact/Optimal Fixture Length charts.

5 year warranty | Up/Down & Helical Bend | Data subject to change, all data has +/- 5% tolerance | Ambient or mounting surface must not be lower than -4°F or higher than: SO - 125°F; HO - 115°F; VHO - 108°F | Patent # D846,786 S, 10,619,828 B2 | Only FC fixtures are Field-Cuttable per installation instructions | Field Cuttable is not returnable or refundable after it has been cut

© 2026 QTL. All rights reserved | 155 Hill St. Milford, CT 06460 | 203-367-8777 | sales@QTL.lighting | www.QTL.lighting

Specification subject to change. Rev-11-24-26

Q-CAP WURM™ STATIC WHITE

24VDC Flexible Fixtures

B. FIELD CUTTABLE Q-CAP

INFORMATION REQUIRED FOR LIGHTING SCHEDULE

B1	B2	B3	B4	B5	B6
PRODUCT	MOUNTING	RATED	CCT	WATTAGE	LENS
		DRY			

ADDITIONAL INFORMATION REQUIRED TO ORDER

B7	B8	B9	B10	B11	B12
WIRE INPUT/ OUTPUT	CONNECTOR/ WIRE IN	CONNECTOR/ WIRE OUT	END CAPS	LENGTH (IN)	EXACT/ OPTIMAL
		N/A	WH	48”	N/A

Sample Part Number: **WURM-FC-SW-WSCS-DRY-30-3.0-ENC/CL-S1-BW-N/A-WH-48"-N/A**

B1 PRODUCT

WURM-FC-SW
WURM-FC-SW-USA

Select USA option for BA, BAA and BABA projects.

See last page for compatible power supplies.

B2 MOUNTING

MCS	Magnetic Clip Small
WSCS	White Snug Clip Small
BN-UD-SST-16’	16’ BENDIT Up/Down Stainless Steel Channel
BN-UD-SST-32’	32’ BENDIT Up/Down Stainless Steel Channel
BN-UD-WH-16’	16’ BENDIT Up/Down White Stainless Channel
BN-UD-WH-32’	32’ BENDIT Up/Down White Stainless Channel

White snug clip only for indirect cove use, not intended for hanging fixtures upside down.

B3 RATED

DRY	IP20

B4 CCT

22	2200K
24	2400K
27	2700K
30	3000K
35	3500K
40	4000K

B5 WATTAGE

1.5	1.5W-SO
3.0	3.0W-HO
5.0	5.0W-VHO

SO: Standard Output
HO: High Output
VHO: Very High Output

1.5HE	1.5WHE-SO
3.0HE	3.0WHE-HO
6.0HE	6.0WHE-VHO

SO: Standard Output
HO: High Output
VHO: Very High Output

B6 LENS

ENC/CL	Encapsulated in Clear
ENC/TL	Encapsulated in Translucent

For representation of LED visibility, see Diode Visibility section on following pages

ENC/CL Encapsulated in Clear

For representation of LED visibility, see Diode Visibility section on following pages

B7 WIRE INPUT/OUTPUT

SINGLE (Input only)
S1 End Feed

B8 CONNECTOR/WIRE IN

BW	Bare Wire (Standard 24”)
BRL	Barrel
CON6	Connector 6”
CON24	Connector 24”

BW: Standard length is 24”, Max length is 120”. Request custom length by writing in part number next to BW (example: BW48)

B9 CONNECTOR/WIRE OUT

N/A	Closed End (No feed)

B10 END CAPS

WH	White

Due to cutting, white endcaps are not available.

Single

B11 LENGTH (IN)

48”	Nominal

Starting Run length is 48.38” for S1
Each cut point subtracts from the Starting Run Length
1.5, 3.0, & 5.0 have a 1” cut point
1.5HE, 3.0HE, & 6.0HE have a 2” cut point
S1 can be cut down to as little as 1.38” for SW & 2.38” for SW-HE

B12 EXACT/OPTIMAL

N/A

© 2026 QTL. All rights reserved | 155 Hill St. Milford, CT 06460 | 203-367-8777 | sales@QTL.lighting | www.QTL.lighting

Q-CAP WURM™ STATIC WHITE

24VDC Flexible Fixtures

1 PRODUCT - DIMENSIONS

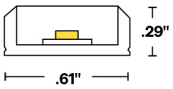

Profile
(Standard)

BEND RADIUS

Up/Down Bend

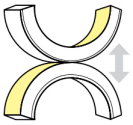

6" bending radius

Helical Bend

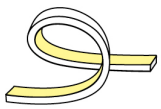

6" bending radius
Max recommended rotation
of 1 rotation per 16"

FLEXIBILITY

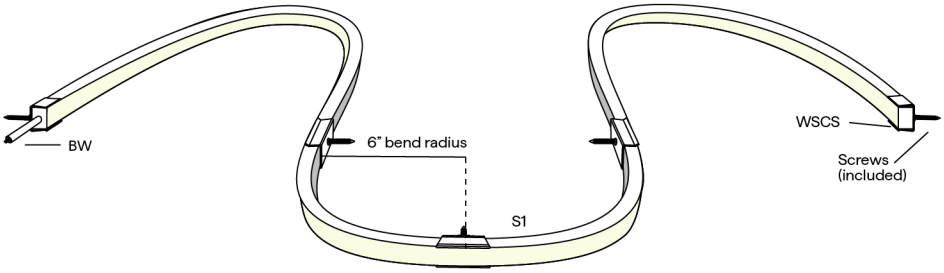

2 MOUNTING

WSCS

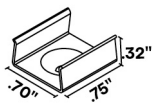

White Snug Clip Small
Indirect uplight

To order separately use WSCS

Each clip comes with a #6x5/8" flat screw

MCS

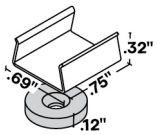

Magnetic Clip Small
Cove use only

To order separately use MCS

each clip comes with a #6x1 1/4" screw

BN-UD

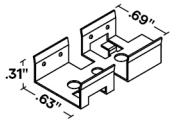

BENDIT Channel
Vertical Stainless Steel
Flexible Channel

Continuous mounting solution for flexible fixtures, 16' or 32' field cuttable lengths

To order separately use either STND-QCAP-BN-UD-S-SST-16', STND-QCAP-BN-UD-S-SST-32', STND-QCAP-BN-UD-S-WH-16', or STND-QCAP-BN-UD-S-WH-32'

64 #4-40 1/2" screws provided per 16'

© 2026 QTL. All rights reserved | 155 Hill St. Milford, CT 06460 | 203-367-8777 | sales@QTL.lighting | www.QTL.lighting

Specification subject to change. Rev-11-24-26

Q-CAP WURM™ STATIC WHITE

24VDC Flexible Fixtures

4/5 DELIVERED LUMENS

[Calculated L70 = 40000 hrs]
Tested with WURM-SW-WSCS-DRY

CCT	1.5W/FT ENC/CL		1.5HE W/FT ENC/CL		3.0W/FT ENC/CL		3.0HE W/FT ENC/CL		5.0W/FT ENC/CL		6.0HE W/FT ENC/CL	
	LM	CRI	LM	CRI	LM	CRI	LM	CRI	LM	CRI	LM	CRI
2200K	**	**	**	**	**	**	**	**	**	**	**	**
2400K	127	94	184	93	231	93	336	93	329	94	584	93
2700K	127	97	174	95	227	98	331	95	329	98	569	96
3000K	135	99	172	96	242	98	345	96	337	98	602	96
3500K	144	96	201	98	242	96	368	98	359	97	648	98
4000K	151	96	187	96	262	96	378	97	370	97	652	97

6 DIODE VISIBILITY

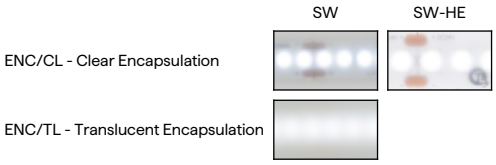

TEMPERATURE RATINGS

	1.5 W/FT		1.5 HE W/FT		3.0 W/FT		3.0 HE W/FT		5.0 W/FT		6.0 HE W/FT	
	Min	Max	Min	Max	Min	Max	Min	Max	Min	Max	Min	Max
Ambient Operating Temp - Surface	-4°F	135°F	-4°F	140°F	-4°F	120°F	-4°F	120°F	-4°F	105°F	-4°F	100°F
Storage Temp	-4°F	140°F	-4°F	140°F	-4°F	140°F	-4°F	140°F	-4°F	140°F	-4°F	140°F
Installation Temp	50°F	100°F	50°F	100°F	50°F	100°F	50°F	100°F	50°F	100°F	50°F	100°F

BUG RATING

WATTAGE	B	U	G
1.5 (ALL CCTs), 3.0 (ALL CCTs), 5.0 (ALL CCTs)	B0	U1	G0
1.5HE (ALL CCTs), 3.0HE (ALL CCTs)	B0	U1	G0
6.0HE (2400K, 2700K, 3000K, 4000K)	B0	U1	G1
6.0HE (3500K)	B0	U2	G1

© 2026 QTL. All rights reserved | 155 Hill St. Milford, CT 06460 | 203-367-8777 | sales@QTL.lighting | www.QTL.lighting

Q-CAP WURM™ STATIC WHITE

24VDC Flexible Fixtures

7 WIRE INPUT/OUTPUT

SINGLE (Input only)

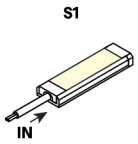

End Feed

PASS THROUGH (Input/Output) - Only applicable for Non-Field Cuttable Q-CAP

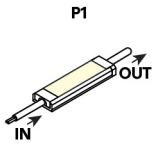

End Feed

CONFIGURATION OPTIONS

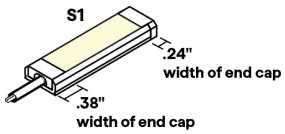

Single End Feed

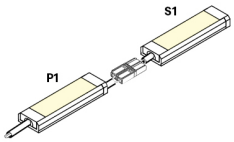

Connection by others

Non-Continuous End Feed

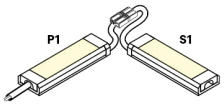

Connection by others

Non-Continuous Corner Feed

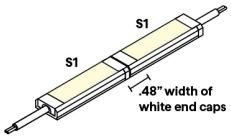

Continuous End to End Feed

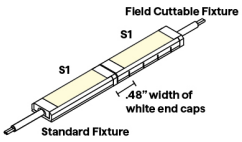

Field Cuttable - Continuous End to End Feed

FIELD CUTTABLE MARKING

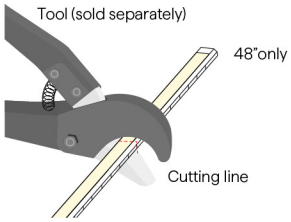

Field cuttable fixtures are sold in 4' increments and go at the end of a run, allowing for easy field adjustment



Note: Only FC fixtures are field cuttable — Do not attempt to cut non FC fixtures.
Cut only on the marked cut lines. Only cut from non-feed end. Do not attempt to cut while power is on.

8 / 9 CONNECTOR/WIRE – IN/OUT

Connector/Wire In or Out not needed to specify product. Typical selection is S1 for Wire Input/Output, BW for Connector/Wire In, N/A for Connector/Wire Out, and WH for End Caps

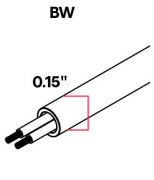

Bare Wire 24"
22 AWG

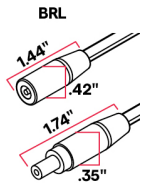

Barrel 6" - DRY/DMP | 22 AWG

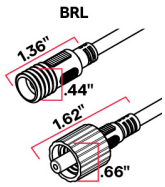

Barrel 6"- WET | 22 AWG



6" or 24" Overall
Wire Connector | 22 AWG
IP67 Rated, UL Listed

© 2026 QTL. All rights reserved | 155 Hill St. Milford, CT 06460 | 203-367-8777 | sales@QTL.lighting | www.QTL.lighting

Q-CAP WURM™ STATIC WHITE

24VDC Flexible Fixtures

10 END CAPS (NO FEED)

WH
(only used in
A. Non-Field Cuttable
Q-CAP)

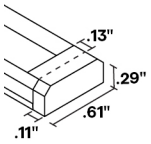

White endcaps
.11" added at end

.24" dim spot

END CAPS (WITH FEED)

End Feed

S1, P1

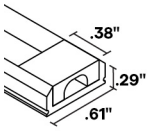

White endcaps
.0" added at end

.38" dim spot

11 LENGTH - WIRING DETAIL

1.5W, 3.0W, 5.0W | Available in 1" increments 12"-191"

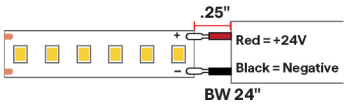

1.5HEW, 3.0HEW, 6.0HEW | Available in 2" increments 12"-191"

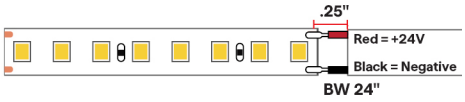

12 EXACT/OPTIMAL FIXTURE LENGTH

E/O Length Calculator → E/O Explained →

Exact fixtures are the exact length specified +0 -1/8". Optimal fixtures' length is rounded down based on LED cut points to allow the fixture to be illuminated end to end. For runs with multiple fixtures that need to fill a specific length, it's recommended to order all optimal fixtures with an exact fixture at the end of the run.

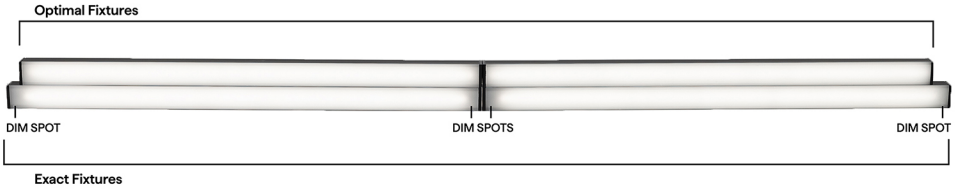

SW ENC LENGTHS BY INCH

EXACT LENGTH

Requested Length	Potential dim spot on either end of a S1 fixture 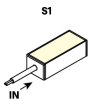
12"	0.5"
13"	0.5"
14"	0.5"
15"	0.5"
16"	0.5"
17"	0.5"
18"	0.5"
19"	0.5"
20"	0.5"
21"	0.5"
22"	0.5"
23"	0.5"
24"	0.5"
36"	0.5"
48"	0.5"
60"	0.5"
72"	0.5"
84"	0.5"
96"	0.5"

OPTIMAL LENGTH

Requested Nominal Length	S1 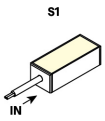	P1 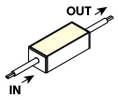
12"	11.45"	11.70"
13"	12.45"	12.70"
14"	13.45"	13.70"
15"	14.45"	14.70"
16"	15.45"	15.70"
17"	16.45"	16.70"
18"	17.45"	17.70"
19"	18.45"	18.70"
20"	19.45"	19.70"
21"	20.45"	20.70"
22"	21.45"	21.70"
23"	22.45"	22.70"
24"	23.45"	23.70"
36"	35.45"	35.70"
48"	47.45"	47.70"
60"	59.45"	59.70"
72"	71.45"	71.70"
84"	83.45"	83.70"
96"	95.45"	95.70"

© 2026 QTL. All rights reserved | 155 Hill St. Milford, CT 06460 | 203-367-8777 | sales@QTLlighting | www.QTLlighting

Q-CAP WURM™ STATIC WHITE

24VDC Flexible Fixtures

SW-HE ENC LENGTHS BY INCH

EXACT LENGTH

Requested Length	Potential dim spot on either end of a S1 fixture 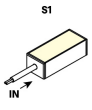
12"	1"
13"	0.5"
14"	1"
15"	0.5"
16"	1"
17"	0.5"
18"	1"
19"	0.5"
20"	1"
21"	0.5"
22"	1"
23"	0.5"
24"	1"
36"	1"
48"	1"
60"	1"
72"	1"
84"	1"
96"	1"

OPTIMAL LENGTH

Requested Nominal Length	S1 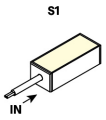	P1 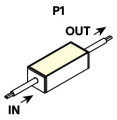
12"	10.45"	10.70"
13"	12.45"	12.70"
14"	12.45"	12.70"
15"	14.45"	14.70"
16"	14.45"	14.70"
17"	16.45"	16.70"
18"	16.45"	16.70"
19"	18.45"	18.70"
20"	18.45"	18.70"
21"	20.45"	20.70"
22"	20.45"	20.70"
23"	22.45"	22.70"
24"	22.45"	22.70"
36"	34.45"	34.70"
48"	46.45"	46.70"
60"	58.45"	58.70"
72"	70.45"	70.70"
84"	82.45"	82.70"
96"	94.45"	94.70"

COMPATIBLE POWER SUPPLIES

See power supplies cut sheets for more information. Data subject to change, all data has +/- 5% tolerance.

DIM TO LEVEL	INDOOR		OUTDOOR	
	SW24/1.5-4.0	SW24/5.0, SW-HE, SW-HE+	SW24/1.5-4.0	SW24/5.0, SW-HE, SW-HE+
Dim to Black	Q6M-DC+CAP QTM-DC+CAP iQ-PH+QD1	Q6M-DC+CAP QTM-DC+CAP iQ-PH+QD1	QOM-DC+CAP QOM-PH	QOM-DC+CAP QOM-PH
0.1%	QT-CAB-QZ-PH/0-10V QT-CAB-eLED+0-10V QT-CAB-eLED+0-10V-AWN QT-CAB-eLED+DALI-DT6 QT-CAB-eLED+DALI-DT6-AWN QTM-eLED+0-10V QTM-eLED+0-10V-AWN QTM-eLED+DALI-DT6 QTM-eLED+DALI-DT6-AWN QZ-BOWTIE+DIMMER QZ-DMX QZ-PRO-PH/0-10V QZ-STICK-PH/0-10V QZLP	QT-CAB-QZ-PH/0-10V QT-CAB-eLED+0-10V QT-CAB-eLED+0-10V-AWN QT-CAB-eLED+DALI-DT6 QT-CAB-eLED+DALI-DT6-AWN QTM-eLED+0-10V QTM-eLED+0-10V-AWN QTM-eLED+DALI-DT6 QTM-eLED+DALI-DT6-AWN QZ-BOWTIE+DIMMER QZ-DMX QZ-PRO-PH/0-10V QZ-STICK-PH/0-10V QZLP	Q-SET-QZ-DMX Q-SET-QZ-PH/0-10V Q-SET-eLED+0-10V QOM-eLED+0-10V QOM-eLED+DALI-DT6 QOM-eLED+DALI-DT6-PS QZ-DMX QZ-PRO-PH/0-10V	Q-SET-QZ-DMX Q-SET-QZ-PH/0-10V Q-SET-eLED+0-10V QOM-eLED+0-10V QOM-eLED+DALI-DT6 QOM-eLED+DALI-DT6-PS QZ-DMX QZ-PRO-PH/0-10V
1%	Q-DIM QTM-eLED(E) QZ-DALI-DT6	Q-DIM QTM-eLED(E) QZ-DALI-DT6	Q-SET+QZ-DALI-DT6 QZ-DALI-DT6	Q-SET+QZ-DALI-DT6 QZ-DALI-DT6
10%	Non-Dim Power Supply with SW App Dongle	Non-Dim Power Supply with SW App Dongle	Q-HEX-mini-DC Q-SET-mLED	

© 2026 QTL. All rights reserved | 155 Hill St. Milford, CT 06460 | 203-367-8777 | sales@QTL.lighting | www.QTL.lighting

Q-CAP WURM™ STATIC WHITE

24VDC Flexible Fixtures

DIMMING PROTOCOL	INDOOR		OUTDOOR	
	SW24/1.5-4.0	SW24/5.0, SW-HE, SW-HE+	SW24/1.5-4.0	SW24/5.0, SW-HE, SW-HE+
Non-Dim	QT-CAB-eLED-ND QTM-eLED-ND QZ-ND	QT-CAB-eLED-ND QTM-eLED-ND QZ-ND	Q-SET-QZ-ND Q-SET-eLED-ND QOM-eLED-ND QZ-ND	Q-SET-QZ-ND Q-SET-eLED-ND QOM-eLED-ND QZ-ND
Phase	Q6M-DC+CAP QT-CAB-QZ-PH/0-10V QTM-DC+CAP QTM-eLED(E) QZ-BOWTIE+DIMMER QZ-PRO-PH/0-10V QZ-STICK-PH/0-10V QZLP iQ-PH+QD1	Q6M-DC+CAP QT-CAB-QZ-PH/0-10V QTM-DC+CAP QTM-eLED(E) QZ-BOWTIE+DIMMER QZ-PRO-PH/0-10V QZ-STICK-PH/0-10V QZLP iQ-PH+QD1	Q-HEX-mini-DC Q-SET-QZ-PH/0-10V Q-SET-mLED QOM-DC+CAP QOM-PH QZ-PRO-PH/0-10V	Q-SET-QZ-PH/0-10V QOM-DC+CAP QOM-PH QZ-PRO-PH/0-10V
0-10V	QT-CAB-QZ-PH/0-10V QT-CAB-eLED+0-10V QT-CAB-eLED+0-10V-AWN QTM-eLED+0-10V QTM-eLED+0-10V-AWN QZ-PRO-PH/0-10V QZ-STICK-PH/0-10V QZLP	QT-CAB-QZ-PH/0-10V QT-CAB-eLED+0-10V QT-CAB-eLED+0-10V-AWN QTM-eLED+0-10V QTM-eLED+0-10V-AWN QZ-PRO-PH/0-10V QZ-STICK-PH/0-10V QZLP	Q-SET-QZ-PH/0-10V Q-SET-eLED+0-10V QOM-eLED+0-10V QZ-PRO-PH/0-10V	Q-SET-QZ-PH/0-10V Q-SET-eLED+0-10V QOM-eLED+0-10V QZ-PRO-PH/0-10V
Lutron Athena	QT-CAB-eLED+0-10V-AWN QT-CAB-eLED+DALI-DT6-AWN QTM-eLED+0-10V-AWN QTM-eLED+DALI-DT6-AWN	QT-CAB-eLED+0-10V-AWN QT-CAB-eLED+DALI-DT6-AWN QTM-eLED+0-10V-AWN QTM-eLED+DALI-DT6-AWN		
ECO System	QTM-eLED(E)	QTM-eLED(E)		
DMX	QZ-DMX	QZ-DMX	Q-SET-QZ-DMX QZ-DMX	Q-SET-QZ-DMX QZ-DMX
DALI-2: DT6	QT-CAB-eLED+DALI-DT6 QT-CAB-eLED+DALI-DT6-AWN QTM-eLED+DALI-DT6 QTM-eLED+DALI-DT6-AWN QZ-DALI-DT6	QT-CAB-eLED+DALI-DT6 QT-CAB-eLED+DALI-DT6-AWN QTM-eLED+DALI-DT6 QTM-eLED+DALI-DT6-AWN QZ-DALI-DT6	Q-SET+QZ-DALI-DT6 QOM-eLED+DALI-DT6 QZ-DALI-DT6	Q-SET+QZ-DALI-DT6 QOM-eLED+DALI-DT6 QZ-DALI-DT6
SCENE App Dimmed	Non-Dim Power Supply with SW App Dongle	Non-Dim Power Supply with SW App Dongle		

COMPATIBLE MOUNTING ACCESSORIES

NJ-MEDIUM



J Mounting Bracket

SD-L-MEDIUM



L Mounting Bracket

iQ-QCAP-UNV-CUTTER



QTL recommended FC Cutter

COMPATIBLE WIRING ACCESSORIES

Q-mini-J



UL Listed, miniature junction box, DRY/DMP (WET rated with silicone)

Q-mini-J5



UL Listed, miniature junction box, DRY/DMP (WET rated with silicone)

BARREL-EXT



8ft barrel cable extender DRY ONLY

BARREL FOUR-FER



Splits lead from one to four LED Barrel connector fixtures, DRY/DMP

CON120-EXT



10ft Con cable extender DRY/DMP/WET

CON FOUR-FER



Splits lead from one to four LED Con connectors DRY/DMP/WET

© 2026 QTL. All rights reserved | 155 Hill St. Milford, CT 06460 | 203-367-8777 | sales@QTL.lighting | www.QTL.lighting

Specification subject to change. Rev-11-24-26

Q-CAP WURM™ STATIC WHITE

24VDC Flexible Fixtures

COMPATIBLE CONTROL ACCESSORIES

SCENE APP DONGLE



Wi-Fi or Bluetooth Connectivity

COMPATIBLE APPS

NFC APP



Read and write DMX addresses and adjust voltage

© 2026 QTL. All rights reserved | 155 Hill St. Milford, CT 06460 | 203-367-8777 | sales@QTL.lighting | www.QTL.lighting

Q-CAP WURM

Flexible Fixtures

Mounting

NOTE: 2 white snug clips provided per first 12", 1 for each additional 12".
Other mounting styles incur additional charge, see price guide for details.

WSCS:

WHITE SNUG CLIP SMALL

- For indoor/outdoor use
- Surface mounting
- Stainless Steel/Corrosion resistant
- Discrete mounting
- White glossy finish

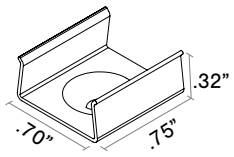

MCS:

MAGNETIC CLIP SMALL

- For indoor/outdoor use
- Steel clip
- Neodymium magnet
- Easy install
- Easily detachable
- Inaccessible locations such as cove area
- White glossy finish

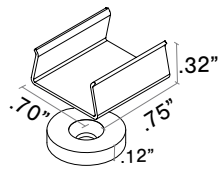

MOUNTING HARDWARE

- #6 - 5/8" (one provided for each clip)
- 832 Silicone (sold separately)

MOUNTING HARDWARE

- #6 - 1 1/4" (one provided for each clip)
- 832 Silicone (sold separately)

© 2024 QTL. All rights reserved | 155 Hill St. Milford, CT 06460 | 203-367-8777 | sales@QTL.lighting | QTL.lighting

WURM

Q-CAP HANDLING INSTRUCTIONS

WARNING: FRAGILE

Flexible fixtures contain sensitive electronics, requiring careful handling and installation to preserve their warranty. When unpacking flexible fixtures, handle them gently and test all fixtures upon receiving.

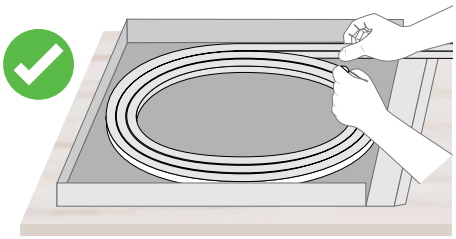

Keep the fixtures flat and supported when removing them from the box. Unroll them carefully on a flat surface and do not bend them against the intended bend direction.

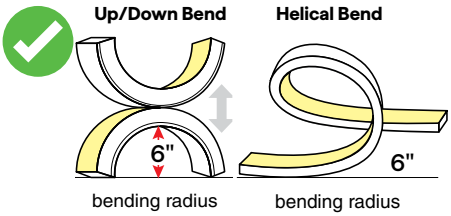

This WURM fixture is omnidirectional and has up/down and helical bending capabilities. Do not bend the fixture more than a 6" radius.

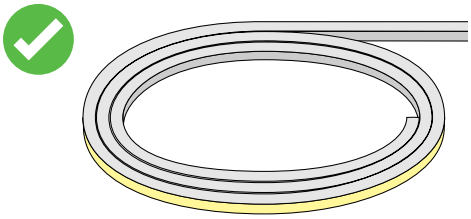

Powering the fixtures prior to installing will warm them up and make them more flexible, preventing damage.

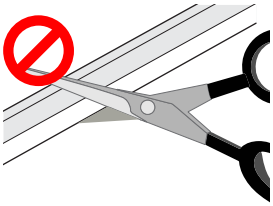

Only FC fixtures are field cuttable. Do not attempt to cut non-FC fixtures. Field modifications void warranty.

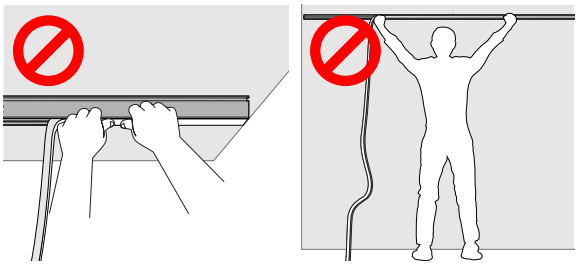

Do not let any portion of the fixture hang in any direction during installation. Use two people to install to ensure the fixture does not hang.



Do not grab or pull by the wire feeds.

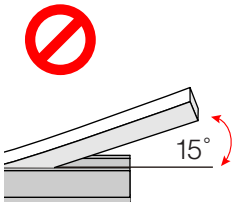

Do not bend the fixture more than 15 degrees when installing into mounting brackets or channels.

MISHANDLING OF FIXTURES DURING INSTALLATION VOIDS WARRANTY

TEMPERATURE RATINGS

Static White & Static White HE	1.5 W/FT		1.5HE W/FT		3.0 W/FT		3.0HE W/FT		5.0 W/FT		6.0HE W/FT	
	Min	Max	Min	Max	Min	Max	Min	Max	Min	Max	Min	Max
Ambient Operating Temp - Surface	-4°F	135°F	-4°F	140°F	-4°F	120°F	-4°F	120°F	-4°F	105°F	-4°F	100°F
Storage Temp	-4°F	140°F	-4°F	140°F	-4°F	140°F	-4°F	140°F	-4°F	140°F	-4°F	140°F
Installation Temp	50°F	100°F	50°F	100°F	50°F	100°F	50°F	100°F	50°F	100°F	50°F	100°F

Tunable & Warm Dim	DW 1.5HE W/FT		DW 2.5HE W/FT	
	Min	Max	Min	Max
Ambient Operating Temp - Surface	-4°F	140°F	-4°F	120°F
Storage Temp	-4°F	140°F	-4°F	140°F
Installation Temp	50°F	100°F	50°F	100°F

RGB	6.0 W/FT	
	Min	Max
Ambient Operating Temp - Surface	-14°F	90°F
Storage Temp	-13°F	176°F
Installation Temp	50°F	100°F

RGBW & RGBW-HE	6.0 W/FT		4.0HE W/FT	
	Min	Max	Min	Max
Ambient Operating Temp - Surface	-4°F	100°F	-4°F	110°F
Storage Temp	-4°F	140°F	-4°F	176°F
Installation Temp	50°F	100°F	50°F	100°F

© 2025 QTL. All rights reserved | 155 Hill St. Milford, CT 06460 | 203-367-8777 | sales@QTL.lighting | QTL.lighting

Q-CAP WURM

Q-CAP Flexible Fixtures Installation Instructions

ATTENTION: Please read all instructions BEFORE installation

- Product to be installed by a licensed electrician - Field modifications void warranty
- Use only with Class 2 power supply unit — Warranty only valid with QTL power supplies
- Surface mount or recessed in millwork
- Not rated for walkover
- Input Voltage: 24VDC
- Diagrams for representation only and not to scale.

METHODS OF INSTALLATION

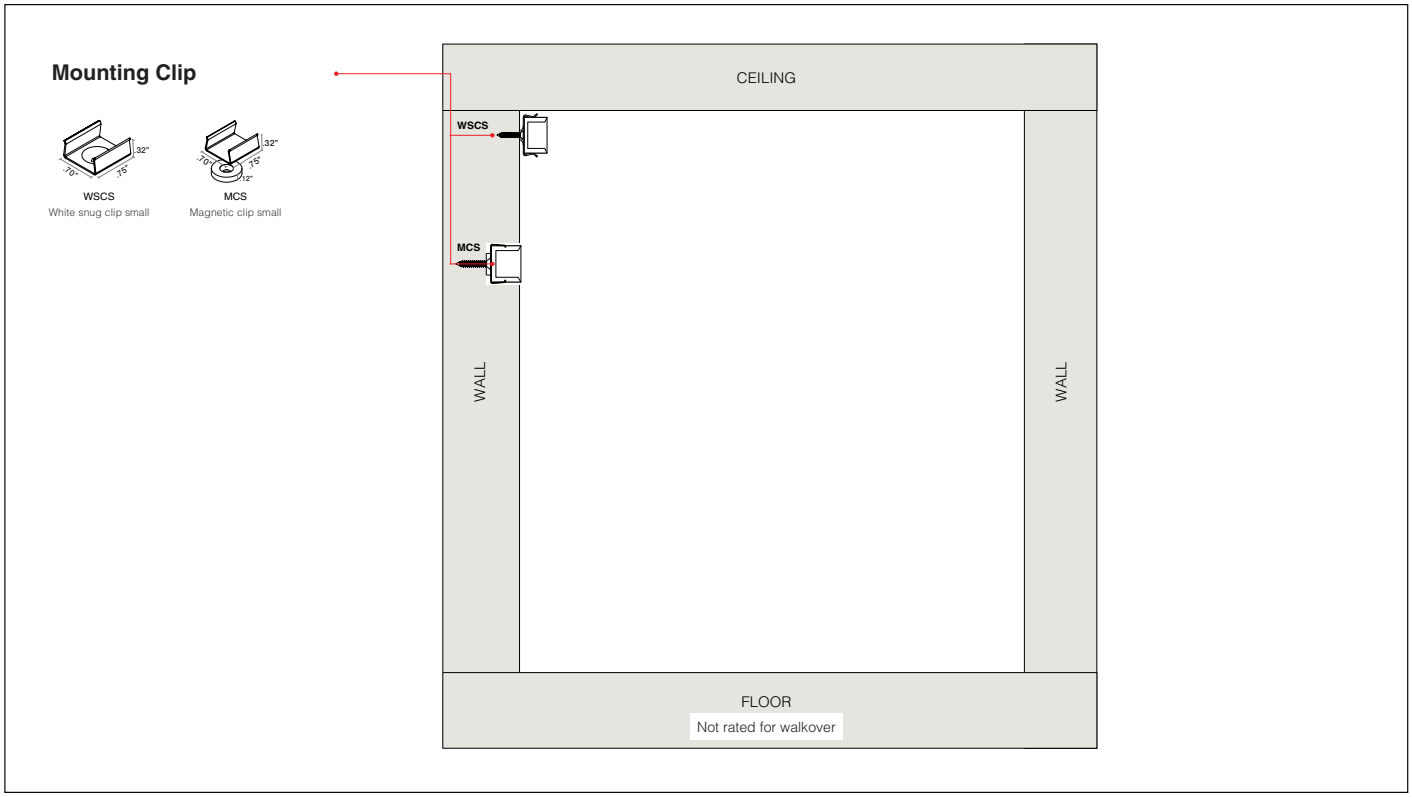

Mounting Method

- WSCS (page 6)
- BN-UD (page 7)
- MCS (page 8)

© 2026 QTL. All rights reserved | 155 Hill St. Milford, CT 06460 | 203-367-8777 | sales@QTL.lighting | QTL.lighting

Q-CAP WURM

Q-CAP Flexible Fixtures Installation Instructions

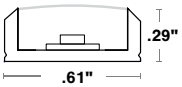

WURM Profile

COMPONENTS & HARDWARE

Alternate screw lengths can be used in installation as long as the screw diameter size is consistent with the included screw diameter size

MOUNTING CLIP & MOUNTING CHANNEL	
WSCS	MCS

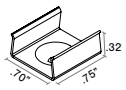

White snug clip small

Included
• #6 Flat Screw (one provided for each clip)

- 2 white snug clips provided per first 12", 1 for each additional 12". Other mounting styles incur additional charge, see price guide for details

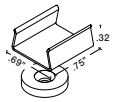

Magnetic clip small (Cove use only)

Included
• #6 Flat Screw (one provided for each clip)

SEAMLESS MOUNTING CLIP
STND-QCAP-BN-UD-S

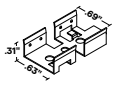

Vertical Flexible Channel

Included
• #4-40 1/2" screws (64 screws for every 16')

© 2026 QTL. All rights reserved | 155 Hill St. Milford, CT 06460 | 203-367-8777 | sales@QTL.lighting | QTL.lighting

CONFIGURATION OPTIONS

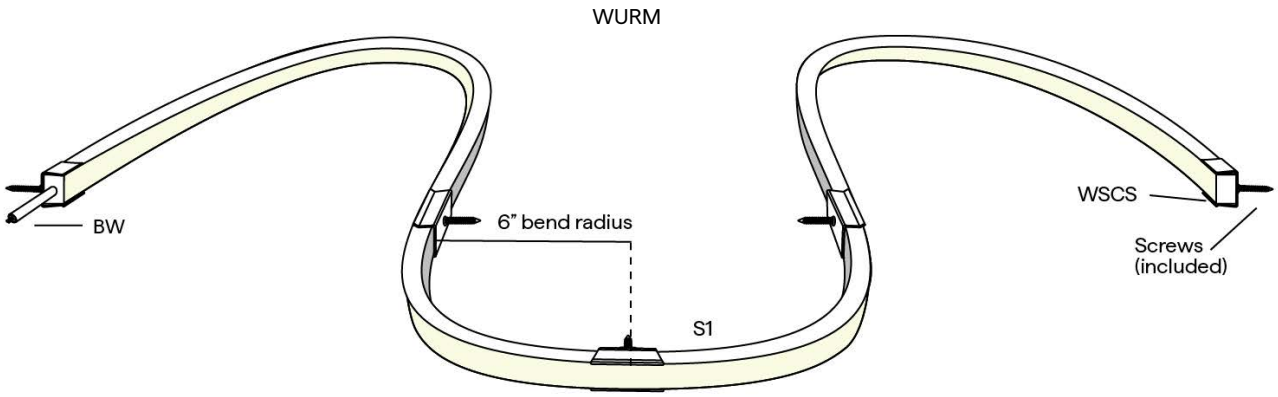

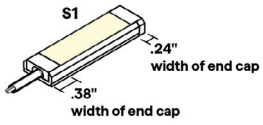

Single End Feed

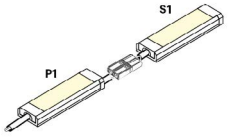

Connection by others

Non-Continuous End Feed

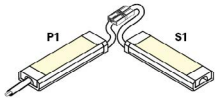

Connection by others

Non-Continuous Corner Feed

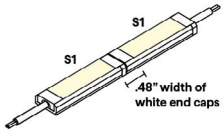

Continuous End to End Feed

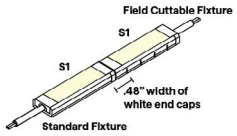

Field Cuttable - Continuous End to End Feed

Review wire method to ensure clean installation prior to mounting finished fixture.

NOTE: Additional wire methods include:
S1: Connector/Wire Input only
P1: Connector/Wire Input and Output

© 2026 QTL. All rights reserved | 155 Hill St. Milford, CT 06460 | 203-367-8777 | sales@QTL.lighting | QTL.lighting

FIELD CUTTABLE

- Field cuttable fixtures are sold in 4' increments and go at the end of a run, allowing easy field adjustment
- Only FC fixtures are field cuttable - DO NOT CUT NON-FIELD CUTTABLE FIXTURES
- Do not attempt to cut while power is on

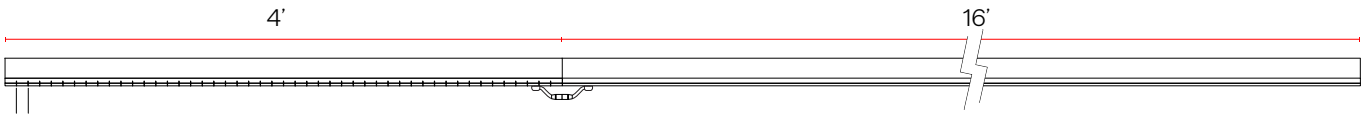

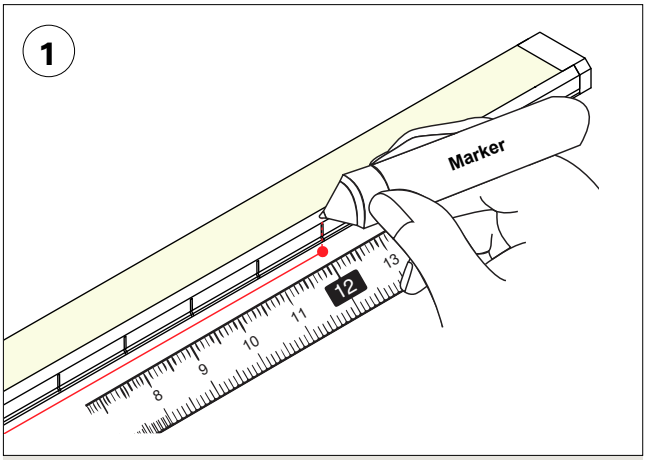

Mark desired length on field cuttable housing on the cut line.

NOTE: Only Cut on the marked cut lines. Only cut from non-feed end.

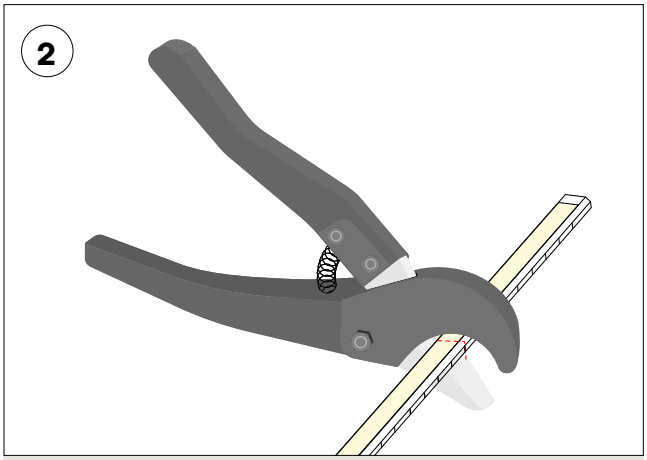

Cut with Q-CAP cutter tools (sold separately).

© 2026 QTL. All rights reserved | 155 Hill St. Milford, CT 06460 | 203-367-8777 | sales@QTL.lighting | QTL.lighting

Q-CAP WURM

Q-CAP Flexible Fixtures Installation Instructions

SURFACE MOUNTING METHOD: **WHITE SNUG CLIP SNUG SMALL**

- 2 clips provided per first 12", 1 for each additional 12"

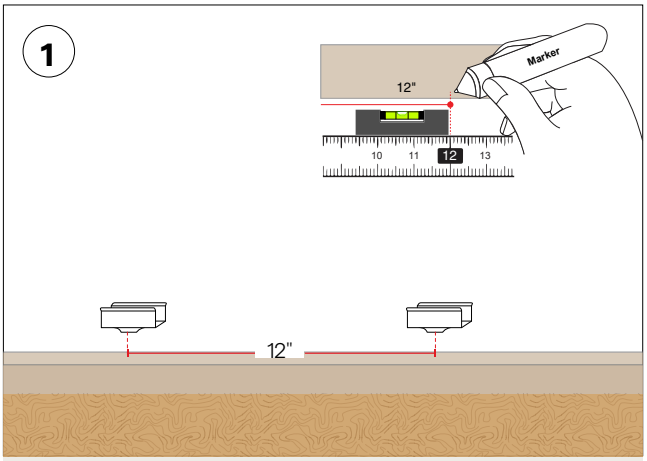

Determine the fixture(s) location and positioning on desired surface; evenly distribute clips. Make any necessary reference markings to indicate where each clip is to be secured in place. Recommended every 12".

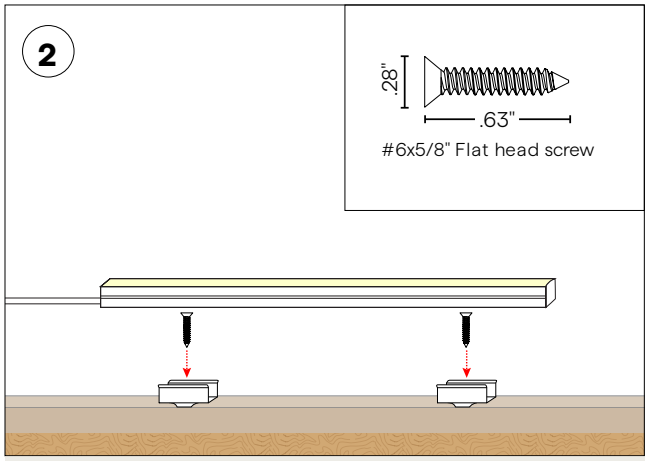

- Secure clips using the #6 flat head hardware provided
- Ensure the screw head is flush with the clip's base.

NOTE: Flat head screw type is dependent on surface/application material Alternative flat head screws may be required. Refer to the surface material manufacturer for suggested screw type.

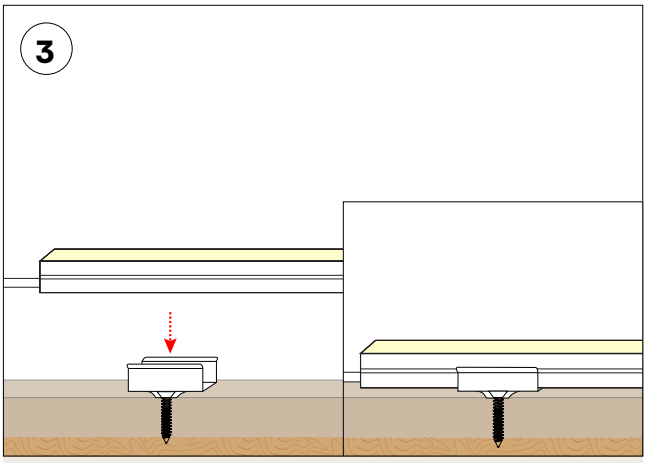

Snap fixture onto clips.

© 2026 QTL. All rights reserved | 155 Hill St. Milford, CT 06460 | 203-367-8777 | sales@QTL.lighting | QTL.lighting

Q-CAP WURM

Q-CAP Flexible Fixtures Installation Instructions

SURFACE MOUNTING METHOD: **BN-UD**

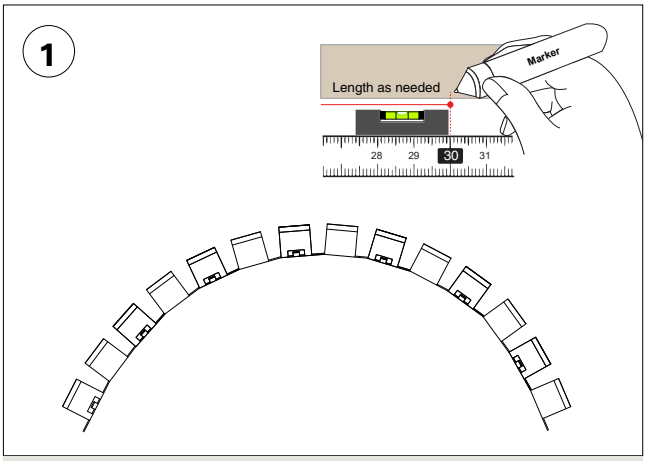

Determine the fixture(s) location and positioning on desired surface and arrange the BENDIT channel into the desired shape. Make any necessary reference markings to indicate where the channel is to be secured in place.

NOTE: The bend of the channel cannot exceed the bend of the fixture, Bending past the recommended amount can damage the fixture, Please see Q-CAP fixture bend radius chart or fixture cut sheet

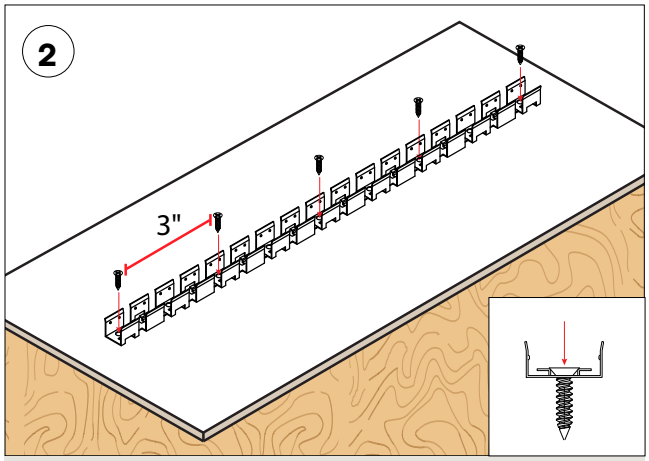

Use #4 tapping screws to make shape desired while not exceeding fixture bend radius. Recommended 1 screw approximately every 3”

NOTE: Screws should be secured all the way down.

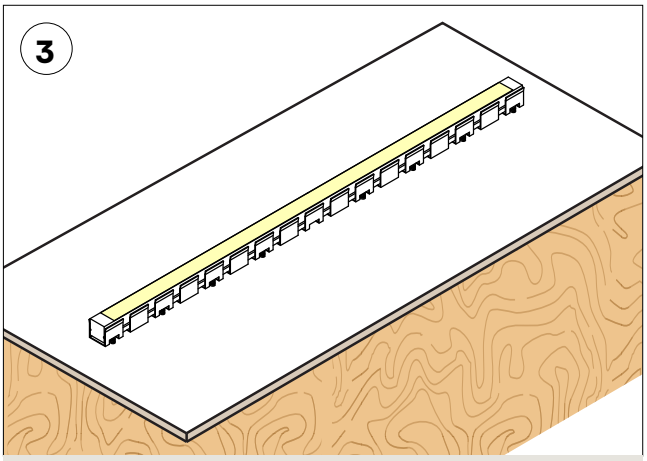

Press fit the fixture into the channel until secure.

Q-CAP Fixture Bend Radius			
Fixture	Vertical Bend	Horizontal Bend	Helical Bend
ANYBEND	9"	9"	-
BOXA	6"	-	-
KURV	-	6"	-
KURV-BK	-	10"	-
LUME	6"	-	-
NEXUS	4"	-	4"
WALA	-	6"	-
WAVE	6"	-	-
WURM	6"	-	6"
ZALA	-	6"	-

© 2026 QTL. All rights reserved | 155 Hill St. Milford, CT 06460 | 203-367-8777 | sales@QTL.lighting | QTL.lighting

RECESSED MOUNTING METHOD: **MAGNETIC CLIP SMALL**

- 2 clips provided per first 12", 1 for each additional 12"

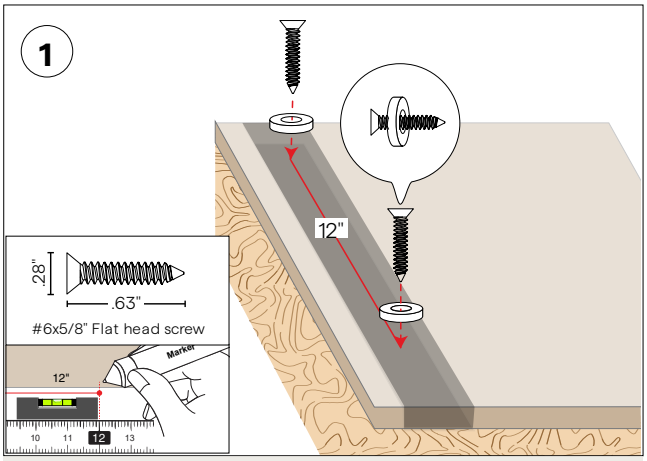

Determine the fixture(s) location and positioning on desired surface; evenly distribute clips. Make any necessary reference markings to indicate where each clip is to be secured in place. Recommended every 12".

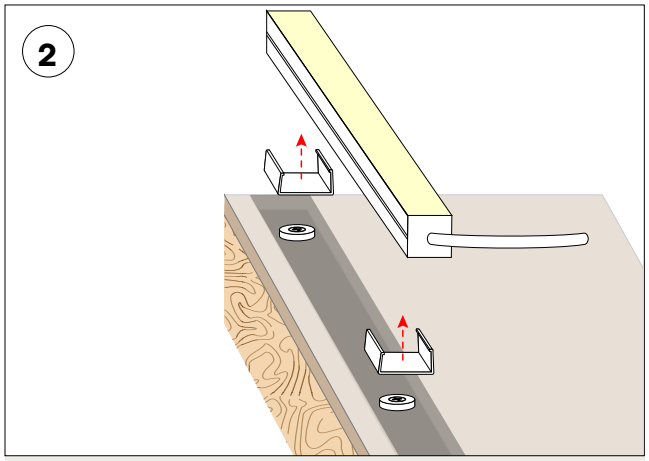

Attach clips to fixture matching magnet distances.

NOTE: Flat head screw type is dependent on surface/application material. Alternative flat head screws may be required. Refer to the surface material manufacturer for suggested screw type.

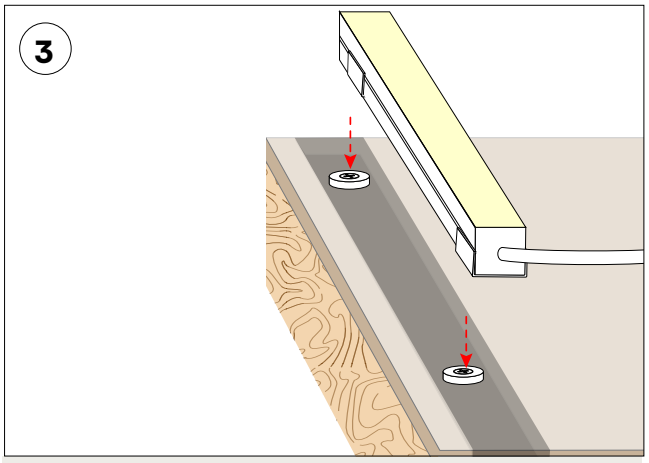

Align and snap fixture to magnetic rings.

© 2026 QTL. All rights reserved | 155 Hill St. Milford, CT 06460 | 203-367-8777 | sales@QTL.lighting | QTL.lighting

Q-CAP WURM-SW

Flexible Fixtures Color Data

WURM-SW-DRY-24-5.0-ENC/CL

2366 K

CRI: 93.6

CRI R9: 67.0

TM30 Rf: 90.3

TM30 Rg: 103.7

CQS: 86.2

X: 0.485

Y: 0.408

U: 0.280

V: 0.353

Δuv: -0.0024

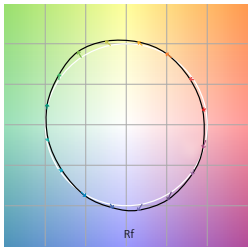



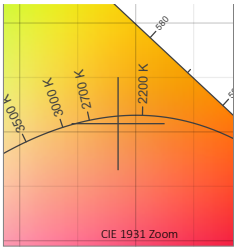

R1	R2	R3	R4	R5	R6	R7	R8	R9	R10	R11	R12	R13	R14	R15
94.9	97.0	96.0	93.8	94.0	96.4	92.1	84.3	67.0	90.7	94.3	86.3	95.7	96.3	91.4
Q1	**Q2**	**Q3**	**Q4**	**Q5**	**Q6**	**Q7**	**Q8**	**Q9**	**Q10**	**Q11**	**Q12**	**Q13**	**Q14**	**Q15**
84.7	92.3	84.5	85.3	88.5	85.2	80.3	84.2	93.8	88.5	87.8	87.4	88.0	86.6	85.5
C1	**C2**	**C3**	**C4**	**C5**	**C6**	**C7**	**C8**	**C9**	**C10**	**C11**	**C12**	**C13**	**C14**	**C15**	**C16**
92.1	91.7	84.1	90.0	91.7	89.3	89.1	91.7	95.2	92.4	89.1	89.2	90.0	85.4	91.7	87.5

TM30

Hue Bin	R_f	Chroma	Hue
1	92	-4%	-1%
2	92	-3%	4%
3	84	1%	8%
4	90	3%	6%
5	92	6%	5%
6	89	8%	0%
7	89	3%	-6%
8	92	1%	-6%
9	95	-2%	-1%
10	92	-3%	3%
11	89	1%	7%
12	89	4%	4%
13	90	6%	-6%
14	85	5%	-9%
15	92	2%	-6%
16	87	-2%	-9%

WURM-SW-DRY-27-5.0-ENC/CL

2807 K

CRI: 97.6

CRI R9: 95.1

TM30 Rf: 95.4

TM30 Rg: 102.0

CQS: 95.3

X: 0.449

Y: 0.403

U: 0.259

V: 0.348

Δuv: -0.0019

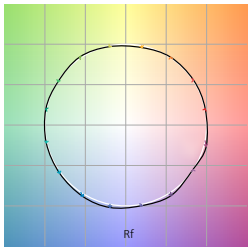

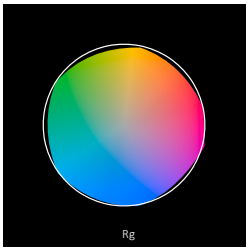

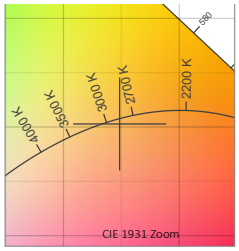

R1	R2	R3	R4	R5	R6	R7	R8	R9	R10	R11	R12	R13	R14	R15
96.9	98.7	96.4	97.2	97.5	97.0	99.8	97.5	95.1	99.1	94.9	87.2	97.2	96.9	96.9
Q1	**Q2**	**Q3**	**Q4**	**Q5**	**Q6**	**Q7**	**Q8**	**Q9**	**Q10**	**Q11**	**Q12**	**Q13**	**Q14**	**Q15**
95.0	97.0	92.3	93.3	96.3	96.4	93.5	96.1	96.7	96.5	97.1	97.8	97.8	95.7	95.7
C1	**C2**	**C3**	**C4**	**C5**	**C6**	**C7**	**C8**	**C9**	**C10**	**C11**	**C12**	**C13**	**C14**	**C15**	**C16**
97.1	98.1	96.9	95.4	95.8	96.7	93.9	98.3	96.1	93.5	92.5	93.5	96.5	94.8	95.4	91.9

TM30

Hue Bin	R_f	Chroma	Hue
1	97	0%	0%
2	98	1%	0%
3	97	1%	0%
4	95	-2%	-1%
5	96	-1%	1%
6	97	2%	1%
7	94	-1%	2%
8	98	1%	0%
9	96	1%	2%
10	93	1%	4%
11	93	3%	5%
12	94	4%	1%
13	97	2%	-2%
14	95	4%	-2%
15	95	0%	0%
16	92	3%	-6%

WURM-SW-DRY-30-5.0-ENC/CL

2935 K

CRI: 97.7

CRI R9: 95.8

TM30 Rf: 93.9

TM30 Rg: 102.6

CQS: 93.1

X: 0.438

Y: 0.398

U: 0.254

V: 0.346

Δuv: -0.0027

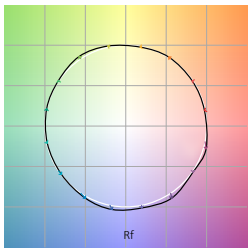



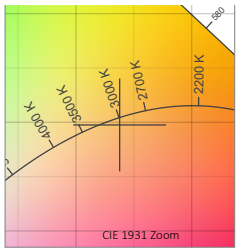

R1	R2	R3	R4	R5	R6	R7	R8	R9	R10	R11	R12	R13	R14	R15
99.5	98.6	94.6	97.5	98.7	96.5	98.0	98.4	95.8	94.7	96.3	83.2	99.6	95.9	99.5
Q1	**Q2**	**Q3**	**Q4**	**Q5**	**Q6**	**Q7**	**Q8**	**Q9**	**Q10**	**Q11**	**Q12**	**Q13**	**Q14**	**Q15**
96.8	97.7	87.8	89.0	94.0	93.7	89.7	93.6	96.0	93.6	93.8	94.8	96.0	96.2	96.8
C1	**C2**	**C3**	**C4**	**C5**	**C6**	**C7**	**C8**	**C9**	**C10**	**C11**	**C12**	**C13**	**C14**	**C15**	**C16**
97.0	97.2	93.3	94.0	94.2	94.6	94.4	97.0	96.5	91.3	88.9	90.6	95.5	92.7	95.7	89.8

TM30

Hue Bin	R_f	Chroma	Hue
1	97	-1%	0%
2	97	-1%	1%
3	93	0%	3%
4	94	-1%	2%
5	94	1%	3%
6	95	4%	0%
7	94	0%	-1%
8	97	0%	-2%
9	97	-1%	2%
10	91	-1%	6%
11	89	2%	8%
12	91	5%	4%
13	96	3%	0%
14	93	6%	-2%
15	96	1%	-1%
16	90	3%	-8%

NOTES:
- CRI R values, only R1-R8 are used to calculate RA CRI values
- TM30 C values, 16 binned values out of total of 99 C values
- CQS Q values
- Data subject to change, all data has +/- 5% tolerance

© 2024 QTL. All rights reserved | 155 Hill St. Milford, CT 06460 | 203-367-8777 | sales@QTL.lighting | QTL.lighting

Specification subject to change. Rev-03-10-24

Q-CAP WURM-SW

Flexible Fixtures Color Data

WURM-SW-DRY-35-5.0-ENC/CL

3504 K

CRI: 96.1

CRI R9: 90.9

TM30 Rf: 91.6

TM30 Rg: 99.1

CQS: 95.6

X: 0.403

Y: 0.385

U: 0.237

V: 0.339

Δuv: -0.0021

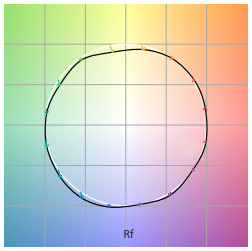

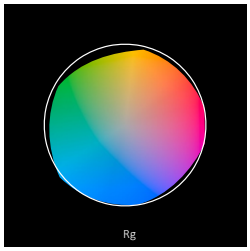

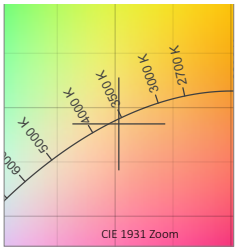

R1	R2	R3	R4	R5	R6	R7	R8	R9	R10	R11	R12	R13	R14	R15
95.1	96.4	99.3	96.8	95.4	94.5	96.0	95.3	90.9	94.6	97.1	78.8	95.0	98.5	93.9
Q1	**Q2**	**Q3**	**Q4**	**Q5**	**Q6**	**Q7**	**Q8**	**Q9**	**Q10**	**Q11**	**Q12**	**Q13**	**Q14**	**Q15**
90.7	96.7	94.8	93.0	93.5	94.8	99.6	99.7	98.9	99.1	99.1	98.4	98.8	96.8	94.2
C1	**C2**	**C3**	**C4**	**C5**	**C6**	**C7**	**C8**	**C9**	**C10**	**C11**	**C12**	**C13**	**C14**	**C15**	**C16**
93.7	95.5	94.9	90.5	89.8	95.4	89.1	92.6	89.1	86.8	89.5	92.6	94.2	93.1	90.8	90.5

TM30			
Hue Bin	R_f	Chroma	Hue
1	94	0%	2%
2	96	1%	-1%
3	95	0%	-2%
4	91	-4%	-4%
5	90	-8%	-2%
6	95	-3%	1%
7	89	-5%	6%
8	93	-1%	5%
9	89	1%	7%
10	87	3%	9%
11	89	5%	5%
12	93	4%	-1%
13	94	0%	-4%
14	93	3%	-3%
15	91	0%	-1%
16	91	1%	-3%

WURM-SW-DRY-40-5.0-ENC/CL

4074 K

CRI: 96.3

CRI R9: 91.6

TM30 Rf: 91.4

TM30 Rg: 99.5

CQS: 94.5

X: 0.375

Y: 0.365

U: 0.226

V: 0.330

Δuv: -0.0038

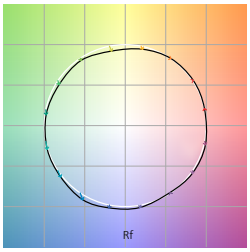

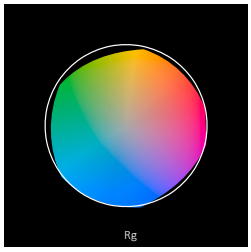

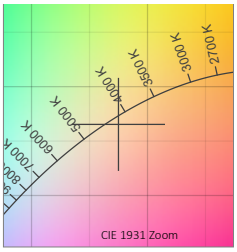

R1	R2	R3	R4	R5	R6	R7	R8	R9	R10	R11	R12	R13	R14	R15
95.8	96.8	98.4	97.1	95.8	94.7	96.1	95.9	91.6	96.2	98.8	74.7	95.8	98.3	93.5
Q1	**Q2**	**Q3**	**Q4**	**Q5**	**Q6**	**Q7**	**Q8**	**Q9**	**Q10**	**Q11**	**Q12**	**Q13**	**Q14**	**Q15**
91.6	98.0	90.8	88.5	91.3	94.4	98.5	98.7	98.1	98.9	98.1	99.0	99.1	96.8	94.8
C1	**C2**	**C3**	**C4**	**C5**	**C6**	**C7**	**C8**	**C9**	**C10**	**C11**	**C12**	**C13**	**C14**	**C15**	**C16**
93.4	95.5	95.9	92.0	90.4	95.3	92.1	90.4	87.1	86.5	87.2	93.5	93.3	94.5	89.7	89.7

TM30			
Hue Bin	R_f	Chroma	Hue
1	93	0%	2%
2	96	1%	0%
3	96	0%	-1%
4	92	-3%	-3%
5	90	-7%	-2%
6	95	-3%	1%
7	92	-4%	3%
8	90	-2%	6%
9	87	0%	10%
10	87	1%	9%
11	87	5%	7%
12	94	4%	0%
13	93	3%	-2%
14	95	-1%	0%
15	90	2%	-3%
16	90	2%	-4%

NOTES:
- CRI R values, only R1-R8 are used to calculate RA CRI values
- TM30 C values, 16 binned values out of total of 99 C values
- CQS Q values
- Data subject to change, all data has +/- 5% tolerance

© 2024 QTL. All rights reserved | 155 Hill St. Milford, CT 06460 | 203-367-8777 | sales@QTL.lighting | QTL.lighting

Specification subject to change. Rev-03-10-24

Q-CAP WURM-SW

Flexible Fixtures Color Data

WURM-SW-DRY-24-5.0-ENC/TL

2303 K

CRI: 93.2

CRI R9: 65.3

TM30 Rf: 90.7

TM30 Rg: 103.0

CQS: 85.8

X: 0.493

Y: 0.411

U: 0.284

V: 0.355

Δuv: -0.0014

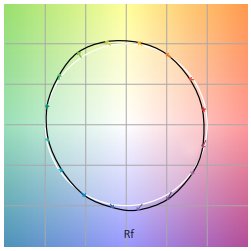



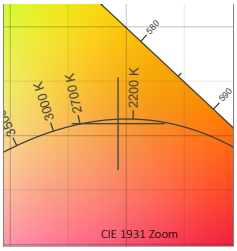

R1	R2	R3	R4	R5	R6	R7	R8	R9	R10	R11	R12	R13	R14	R15
94.3	96.6	95.9	93.7	93.4	96.3	92.2	83.6	65.3	89.8	94.5	85.9	95.0	96.2	90.5
Q1	**Q2**	**Q3**	**Q4**	**Q5**	**Q6**	**Q7**	**Q8**	**Q9**	**Q10**	**Q11**	**Q12**	**Q13**	**Q14**	**Q15**
83.8	91.1	84.5	85.1	87.6	84.7	80.7	84.2	93.0	88.3	87.8	87.6	88.0	85.4	84.3
C1	**C2**	**C3**	**C4**	**C5**	**C6**	**C7**	**C8**	**C9**	**C10**	**C11**	**C12**	**C13**	**C14**	**C15**	**C16**
91.8	91.7	85.0	90.8	92.4	90.3	89.9	92.4	95.3	92.4	90.0	89.3	89.9	85.5	91.9	87.7

TM30

Hue Bin	R_f	Chroma	Hue
1	92	-4%	0%
2	92	-4%	3%
3	85	0%	7%
4	91	3%	5%
5	92	5%	5%
6	90	7%	0%
7	90	3%	-6%
8	92	0%	-5%
9	95	-2%	-1%
10	92	-3%	3%
11	90	1%	7%
12	89	4%	4%
13	90	6%	-7%
14	85	5%	-9%
15	92	1%	-6%
16	88	-2%	-9%

WURM-SW-DRY-27-5.0-ENC/TL

2669 K

CRI: 97.7

CRI R9: 96.7

TM30 Rf: 95.7

TM30 Rg: 101.4

CQS: 95.4

X: 0.462

Y: 0.409

U: 0.264

V: 0.351

Δuv: -0.0006

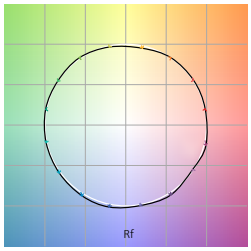

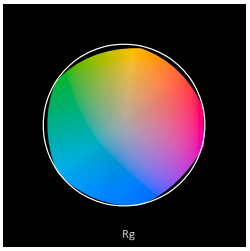

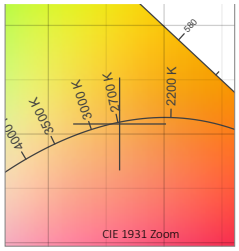

R1	R2	R3	R4	R5	R6	R7	R8	R9	R10	R11	R12	R13	R14	R15
97.0	99.1	95.9	96.8	97.5	97.5	99.6	97.8	96.7	99.7	94.4	88.9	97.3	96.5	97.6
Q1	**Q2**	**Q3**	**Q4**	**Q5**	**Q6**	**Q7**	**Q8**	**Q9**	**Q10**	**Q11**	**Q12**	**Q13**	**Q14**	**Q15**
94.0	96.2	93.3	94.3	96.4	96.3	94.5	96.7	96.1	96.7	97.2	96.2	96.2	95.7	95.2
C1	**C2**	**C3**	**C4**	**C5**	**C6**	**C7**	**C8**	**C9**	**C10**	**C11**	**C12**	**C13**	**C14**	**C15**	**C16**
97.2	97.9	97.1	95.0	96.4	96.5	96.1	98.0	96.1	94.3	93.6	94.0	96.4	95.2	95.3	92.7

TM30

Hue Bin	R_f	Chroma	Hue
1	97	0%	0%
2	98	1%	-1%
3	97	0%	0%
4	95	-3%	-2%
5	96	-1%	1%
6	96	1%	2%
7	96	0%	2%
8	98	1%	0%
9	96	1%	2%
10	94	1%	4%
11	94	3%	4%
12	94	3%	0%
13	96	1%	-2%
14	95	3%	-2%
15	95	-1%	0%
16	93	2%	-5%

WURM-SW-DRY-30-5.0-ENC/TL

2958 K

CRI: 96.6

CRI R9: 91.0

TM30 Rf: 93.5

TM30 Rg: 101.2

CQS: 93.3

X: 0.440

Y: 0.405

U: 0.252

V: 0.348

Δuv: -0.0002

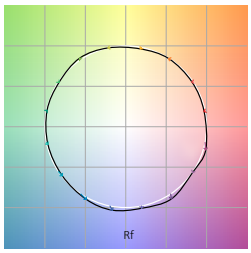

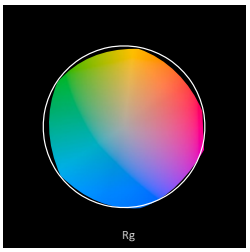

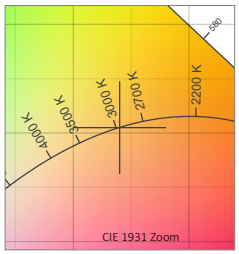

R1	R2	R3	R4	R5	R6	R7	R8	R9	R10	R11	R12	R13	R14	R15
97.9	97.0	93.5	97.5	96.4	94.8	98.5	97.0	91.0	90.9	96.7	78.6	97.7	95.3	97.4
Q1	**Q2**	**Q3**	**Q4**	**Q5**	**Q6**	**Q7**	**Q8**	**Q9**	**Q10**	**Q11**	**Q12**	**Q13**	**Q14**	**Q15**
95.6	97.6	87.8	88.5	92.9	93.6	91.3	94.7	95.6	94.1	94.7	96.0	97.0	96.0	95.9
C1	**C2**	**C3**	**C4**	**C5**	**C6**	**C7**	**C8**	**C9**	**C10**	**C11**	**C12**	**C13**	**C14**	**C15**	**C16**
96.1	96.9	93.8	93.7	94.2	96.0	94.1	97.9	95.1	89.4	87.6	90.3	95.9	92.5	95.4	89.1

TM30

Hue Bin	R_f	Chroma	Hue
1	96	-1%	0%
2	97	-1%	1%
3	94	0%	3%
4	94	-2%	1%
5	94	0%	3%
6	96	2%	0%
7	94	-1%	0%
8	98	-1%	-1%
9	95	-1%	3%
10	89	-1%	7%
11	88	2%	9%
12	90	4%	4%
13	96	3%	0%
14	93	6%	-3%
15	95	0%	-1%
16	89	3%	-9%

NOTES:
- CRI R values, only R1-R8 are used to calculate RA CRI values
- TM30 C values, 16 binned values out of total of 99 C values
- CQS Q values
- Data subject to change, all data has +/- 5% tolerance

© 2024 QTL. All rights reserved | 155 Hill St. Milford, CT 06460 | 203-367-8777 | sales@QTL.lighting | QTL.lighting

Q-CAP WURM-SW

Flexible Fixtures Color Data

WURM-SW-DRY-35-5.0-ENC/TL

3500 K

CRI: 96.3

CRI R9: 92.2

TM30 Rf: 91.9

TM30 Rg: 99.3

CQS: 95.7

X: 0.403

Y: 0.384

U: 0.237

V: 0.339

Δuv: -0.0026

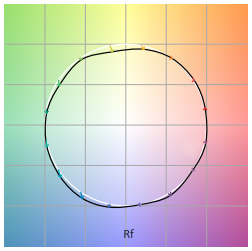

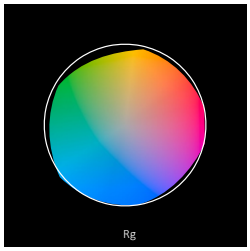

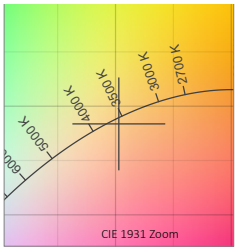

R1	R2	R3	R4	R5	R6	R7	R8	R9	R10	R11	R12	R13	R14	R15
95.4	96.5	99.2	97.2	95.6	94.5	96.2	95.9	92.2	94.8	97.4	78.9	95.2	98.5	94.2
Q1	**Q2**	**Q3**	**Q4**	**Q5**	**Q6**	**Q7**	**Q8**	**Q9**	**Q10**	**Q11**	**Q12**	**Q13**	**Q14**	**Q15**
91.3	97.1	94.2	92.5	93.5	95.3	99.6	99.4	99.1	99.5	99.7	99.1	99.4	96.8	94.5
C1	**C2**	**C3**	**C4**	**C5**	**C6**	**C7**	**C8**	**C9**	**C10**	**C11**	**C12**	**C13**	**C14**	**C15**	**C16**
93.9	95.8	95.4	91.3	90.4	95.9	89.8	93.0	89.5	87.1	89.4	92.6	94.3	93.0	90.8	90.6

TM30			
Hue Bin	R_f	Chroma	Hue
1	94	0%	2%
2	96	1%	-1%
3	95	0%	-2%
4	91	-4%	-4%
5	90	-8%	-2%
6	96	-2%	1%
7	90	-4%	5%
8	93	-1%	5%
9	90	1%	7%
10	87	3%	9%
11	89	5%	5%
12	93	4%	-1%
13	94	0%	-4%
14	93	3%	-3%
15	91	0%	-1%
16	91	1%	-3%

WURM-SW-DRY-40-5.0-ENC/TL

4039 K

CRI: 96.8

CRI R9: 97.7

TM30 Rf: 91.0

TM30 Rg: 98.3

CQS: 94.3

X: 0.378

Y: 0.372

U: 0.225

V: 0.333

Δuv: -0.0014

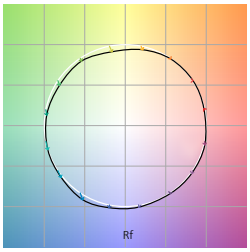

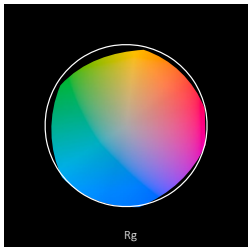

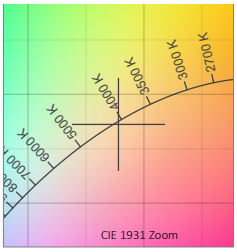

R1	R2	R3	R4	R5	R6	R7	R8	R9	R10	R11	R12	R13	R14	R15
97.7	98.3	98.6	95.9	96.2	96.0	95.6	96.1	97.7	99.1	98.0	73.7	97.9	98.5	95.3
Q1	**Q2**	**Q3**	**Q4**	**Q5**	**Q6**	**Q7**	**Q8**	**Q9**	**Q10**	**Q11**	**Q12**	**Q13**	**Q14**	**Q15**
90.6	97.0	91.5	88.5	90.6	92.9	98.6	98.5	98.8	99.3	98.6	99.4	99.6	97.5	95.1
C1	**C2**	**C3**	**C4**	**C5**	**C6**	**C7**	**C8**	**C9**	**C10**	**C11**	**C12**	**C13**	**C14**	**C15**	**C16**
93.3	95.9	96.2	91.5	89.6	94.4	90.9	89.6	86.3	85.6	87.2	92.9	92.7	94.3	89.1	89.3

TM30			
Hue Bin	R_f	Chroma	Hue
1	93	-1%	2%
2	96	0%	0%
3	96	0%	-1%
4	91	-4%	-3%
5	90	-7%	-2%
6	94	-4%	1%
7	91	-5%	4%
8	90	-2%	6%
9	86	0%	10%
10	86	1%	9%
11	87	5%	7%
12	93	3%	0%
13	93	2%	-4%
14	94	1%	-1%
15	89	1%	-4%
16	89	1%	-4%

NOTES:
- CRI R values, only R1-R8 are used to calculate RA CRI values
- TM30 C values, 16 binned values out of total of 99 C values
- CQS Q values
- Data subject to change, all data has +/- 5% tolerance

© 2024 QTL. All rights reserved | 155 Hill St. Milford, CT 06460 | 203-367-8777 | sales@QTL.lighting | QTL.lighting

Specification subject to change. Rev-03-10-24

Q-CAP WURM-SW-HE

Flexible Fixtures Color Data

WURM-SW-DRY-24-6.0HE-ENC/CL

2389 K

CRI: 92.8

CRI R9: 65.8

TM30 Rf: 90.8

TM30 Rg: 102.3

CQS: 87.3

X: 0.487

Y: 0.415

U: 0.278

V: 0.355

Δuv: 0.0001

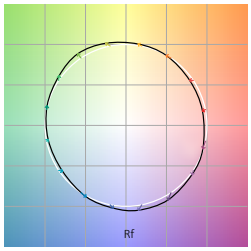



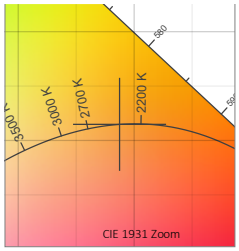

R1	R2	R3	R4	R5	R6	R7	R8	R9	R10	R11	R12	R13	R14	R15
93.8	95.3	93.9	94.0	92.5	94.3	93.5	84.8	65.8	86.8	94.5	80.6	94.2	95.1	90.1
Q1	**Q2**	**Q3**	**Q4**	**Q5**	**Q6**	**Q7**	**Q8**	**Q9**	**Q10**	**Q11**	**Q12**	**Q13**	**Q14**	**Q15**
85.5	92.8	84.8	86.0	87.9	84.9	82.9	87.2	93.9	89.5	90.0	90.6	90.9	86.1	85.5
C1	**C2**	**C3**	**C4**	**C5**	**C6**	**C7**	**C8**	**C9**	**C10**	**C11**	**C12**	**C13**	**C14**	**C15**	**C16**
91.9	92.3	86.2	91.0	92.8	91.0	90.7	93.2	94.8	91.6	88.8	88.3	91.0	86.0	92.1	87.0

TM30			
Hue Bin	R_f	Chroma	Hue
1	92	-4%	-1%
2	92	-4%	3%
3	86	-1%	7%
4	91	1%	5%
5	93	4%	5%
6	91	7%	0%
7	91	3%	-5%
8	93	0%	-5%
9	95	-2%	-1%
10	92	-3%	4%
11	89	1%	8%
12	88	3%	4%
13	91	6%	-5%
14	86	5%	-8%
15	92	2%	-5%
16	87	-1%	-10%

WURM-SW-DRY-27-6.0HE-ENC/CL

2780 K

CRI: 95.5

CRI R9: 92.7

TM30 Rf: 94.2

TM30 Rg: 102.5

CQS: 95.1

X: 0.447

Y: 0.396

U: 0.260

V: 0.346

Δuv: -0.0044

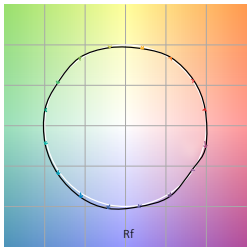

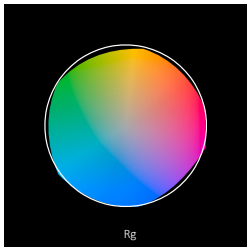

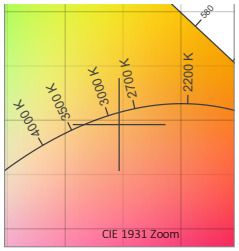

R1	R2	R3	R4	R5	R6	R7	R8	R9	R10	R11	R12	R13	R14	R15
93.8	95.4	98.6	95.2	93.7	91.9	97.9	97.2	92.7	92.3	91.6	83.8	93.5	98.1	94.3
Q1	**Q2**	**Q3**	**Q4**	**Q5**	**Q6**	**Q7**	**Q8**	**Q9**	**Q10**	**Q11**	**Q12**	**Q13**	**Q14**	**Q15**
93.7	96.0	93.4	94.5	96.8	96.3	93.5	95.5	97.5	97.3	97.4	97.7	97.4	93.4	94.0
C1	**C2**	**C3**	**C4**	**C5**	**C6**	**C7**	**C8**	**C9**	**C10**	**C11**	**C12**	**C13**	**C14**	**C15**	**C16**
95.8	96.7	95.3	93.7	95.5	96.1	92.2	97.0	94.2	93.0	92.6	91.9	94.0	93.3	93.8	90.8

TM30			
Hue Bin	R_f	Chroma	Hue
1	96	1%	1%
2	97	1%	0%
3	95	1%	0%
4	94	-2%	-3%
5	95	-1%	0%
6	96	2%	1%
7	92	-1%	3%
8	97	2%	0%
9	94	2%	3%
10	93	3%	4%
11	93	4%	4%
12	92	5%	-2%
13	94	2%	-4%
14	93	3%	-4%
15	94	-1%	1%
16	91	2%	-7%

WURM-SW-DRY-30-6.0HE-ENC/CL

2975 K

CRI: 96.4

CRI R9: 93.0

TM30 Rf: 93.0

TM30 Rg: 103.1

CQS: 92.4

X: 0.437

Y: 0.400

U: 0.252

V: 0.346

Δuv: -0.0016

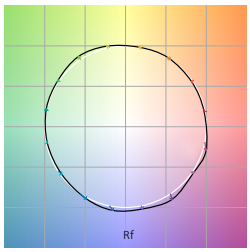

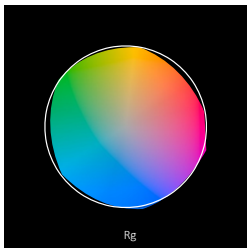

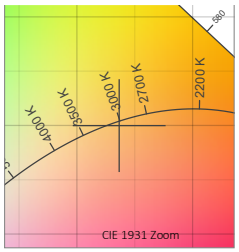

R1	R2	R3	R4	R5	R6	R7	R8	R9	R10	R11	R12	R13	R14	R15
98.6	97.0	92.6	96.4	97.2	94.7	97.2	97.5	93.0	90.8	95.5	79.5	98.2	94.8	98.6
Q1	**Q2**	**Q3**	**Q4**	**Q5**	**Q6**	**Q7**	**Q8**	**Q9**	**Q10**	**Q11**	**Q12**	**Q13**	**Q14**	**Q15**
96.1	97.6	86.2	88.5	93.2	91.4	88.6	93.6	95.3	92.7	93.5	95.0	96.4	96.4	96.1
C1	**C2**	**C3**	**C4**	**C5**	**C6**	**C7**	**C8**	**C9**	**C10**	**C11**	**C12**	**C13**	**C14**	**C15**	**C16**
96.5	96.9	92.0	92.9	93.6	93.0	94.7	95.8	96.3	91.1	87.4	88.9	94.7	91.6	95.0	88.5

TM30			
Hue Bin	R_f	Chroma	Hue
1	97	-1%	-1%
2	97	-1%	1%
3	92	0%	4%
4	93	0%	3%
5	94	2%	3%
6	93	5%	0%
7	95	1%	-2%
8	96	0%	-3%
9	96	-1%	1%
10	91	-2%	5%
11	87	1%	9%
12	89	5%	5%
13	95	4%	1%
14	92	7%	-2%
15	95	2%	-2%
16	88	3%	-9%

NOTES:
- CRI R values, only R1-R8 are used to calculate RA CRI values
- TM30 C values, 16 binned values out of total of 99 C values
- CQS Q values
- Data subject to change, all data has +/- 5% tolerance

© 2024 QTL. All rights reserved | 155 Hill St. Milford, CT 06460 | 203-367-8777 | sales@QTL.lighting | QTL.lighting

Specification subject to change. Rev-03-10-24

Q-CAP WURM-SW-HE

Flexible Fixtures Color Data

WURM-SW-DRY-35-6.0HE-ENC/CL

3555 K

CRI: 98.0

CRI R9: 98.7

TM30 Rf: 92.9

TM30 Rg: 99.5

CQS: 96.0

X: 0.404

Y: 0.392

U: 0.234

V: 0.341

Δuv: 0.0010

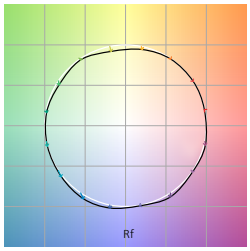

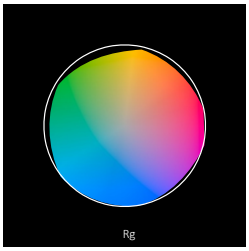

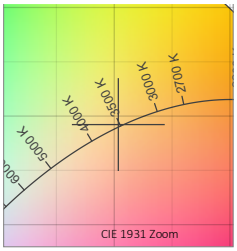

R1	R2	R3	R4	R5	R6	R7	R8	R9	R10	R11	R12	R13	R14	R15
98.7	99.5	96.1	98.8	97.9	97.2	98.2	97.9	98.7	97.0	98.4	76.9	99.0	97.0	97.1
Q1	**Q2**	**Q3**	**Q4**	**Q5**	**Q6**	**Q7**	**Q8**	**Q9**	**Q10**	**Q11**	**Q12**	**Q13**	**Q14**	**Q15**
92.8	98.2	92.5	91.9	94.6	97.0	98.6	99.6	98.2	98.1	98.9	98.4	98.5	98.6	96.5
C1	**C2**	**C3**	**C4**	**C5**	**C6**	**C7**	**C8**	**C9**	**C10**	**C11**	**C12**	**C13**	**C14**	**C15**	**C16**
95.1	97.3	96.5	93.2	91.6	96.8	92.7	94.7	91.5	87.9	88.6	92.7	95.8	92.9	91.3	90.8

TM30

Hue Bin	R_f	Chroma	Hue
1	95	0%	1%
2	97	0%	-1%
3	97	0%	-1%
4	93	-4%	-2%
5	92	-6%	-1%
6	97	-1%	1%
7	93	-4%	4%
8	95	-1%	3%
9	92	0%	6%
10	88	1%	8%
11	89	4%	7%
12	93	4%	1%
13	96	1%	-2%
14	93	4%	-3%
15	91	1%	-2%
16	91	2%	-4%

WURM-SW-DRY-40-6.0HE-ENC/CL

4002 K

CRI: 97.2

CRI R9: 98.1

TM30 Rf: 91.2

TM30 Rg: 98.2

CQS: 94.8

X: 0.381

Y: 0.379

U: 0.225

V: 0.335

Δuv: 0.0010

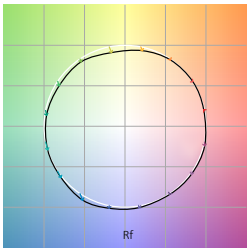

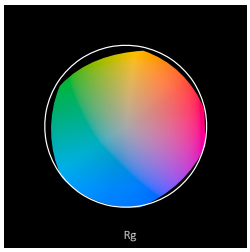

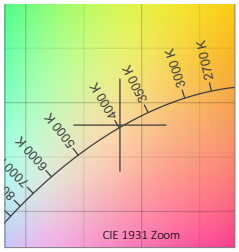

R1	R2	R3	R4	R5	R6	R7	R8	R9	R10	R11	R12	R13	R14	R15
98.5	99.6	97.4	96.5	96.5	96.6	96.4	96.4	98.1	97.8	98.6	72.7	98.8	97.8	95.8
Q1	**Q2**	**Q3**	**Q4**	**Q5**	**Q6**	**Q7**	**Q8**	**Q9**	**Q10**	**Q11**	**Q12**	**Q13**	**Q14**	**Q15**
90.7	97.0	91.8	89.6	91.8	93.9	98.8	99.0	98.2	97.8	99.4	99.0	99.0	98.2	95.4
C1	**C2**	**C3**	**C4**	**C5**	**C6**	**C7**	**C8**	**C9**	**C10**	**C11**	**C12**	**C13**	**C14**	**C15**	**C16**
93.8	96.6	96.1	91.5	89.6	94.4	91.3	90.2	87.0	86.2	87.3	92.9	93.0	94.4	89.1	89.4

TM30

Hue Bin	R_f	Chroma	Hue
1	94	-1%	1%
2	97	0%	-1%
3	96	-1%	-1%
4	92	-4%	-3%
5	90	-8%	-1%
6	94	-4%	1%
7	91	-5%	4%
8	90	-2%	6%
9	87	-1%	10%
10	86	1%	9%
11	87	5%	7%
12	93	3%	1%
13	93	2%	-3%
14	94	1%	-1%
15	89	1%	-4%
16	89	1%	-5%

NOTES:
- CRI R values, only R1-R8 are used to calculate RA CRI values
- TM30 C values, 16 binned values out of total of 99 C values
- CQS Q values
- Data subject to change, all data has +/- 5% tolerance

© 2024 QTL. All rights reserved | 155 Hill St. Milford, CT 06460 | 203-367-8777 | sales@QTL.lighting | QTL.lighting

Specification subject to change. Rev-03-10-24

MATERIAL RECYCLING

Q-CAP FLEXIBLE FIXTURES

You may be done with your products, but chances are they still have more to give. Follow these instructions to break down and sort recyclable components. Check with local recycling collection to ensure they accept the materials listed below.

Additionally, Q-Tran offers a Takeback Program. Contact factory for information.

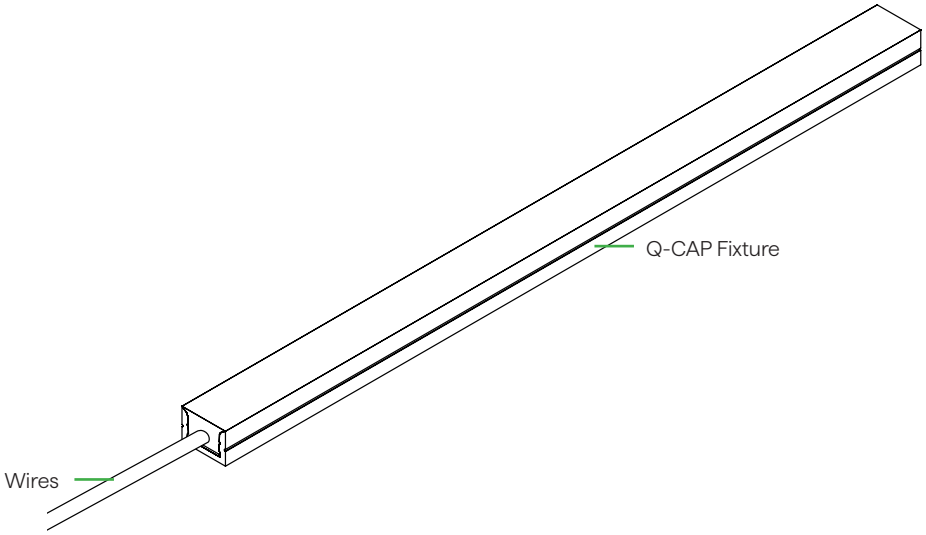

E

Q-CAP Fixture
Wires

© 2024 QTL. All rights reserved | 155 Hill St. Milford, CT 06460 | 203-367-8777 | sales@QTL.lighting | QTL.lighting